

Oxford Phonics World 2

with 2 interactive
Multi-ROMs

Short Vowels



Kaj Schwermer
Julia Chang
Craig Wright

OXFORD

Oxford Phonics World 2

Short Vowels

Kaj Schwermer Julia Chang Craig Wright



OXFORD
UNIVERSITY PRESS

Short Vowels

Unit 1

short a

a am an 4

a cat ant yak ax
am ram jam yam dam
an fan man pan can

Story11

Unit 2

short a


ad ag ap at 12

ad ag dad pad bag rag
ap cap map nap tap
at bat rat hat mat

Story19

Review 1

Song 20

Game 23

Unit 3

short e

e et en ed 24

e web egg vet ten
et jet net wet pet
en ed hen pen red bed

Story31

Unit 4

short i

i ip ib id 32

i hip ink zip in
ip lip tip sip rip
ib id bib rib kid lid

Story39

Review 2

Song 40

Game 43



Unit 5

short i


in ig it ix 44

in..... pin fin bin win
ig..... fig wig big dig
it ix pit hit six mix

Story51

Unit 6

short o


o ot op 52

o..... fox log ox rod
ot..... pot hot cot dot
op..... top mop hop pop

Story59

Review 3

Song 60

Game 63

Unit 7

short u


u ug ud up 64

u..... sun up jug hug
ug..... bug rug mug
ud up bud mud pup cup

Story71

Unit 8

short u

ut ub um un 72

ut..... nut hut cut
ub um..... cub tub gum hum
un..... bun run fun

Story79

Review 4

Song 80

Game 83

Picture Dictionary84

Student Cards89

Certificate101

Unit 1

short a

a am an

A Listen and learn.

disc 1
03



B Listen, point, and repeat.


disc 1
04

1.



cat

2.



ant

3.



yak

4.



ax

C Listen and read. Then write. disc 1 05

1.




a x =

ax

ax

2.



a n t =

ant

ant

3.



c a t =

cat

cat

4.



y a k =

yak

yak

D Listen and chant. Then read. disc 1 06



I see an ant and an ax.




a am an

A Listen and learn. disc 1
07

a + m = a m

r + a m = r a m


B Listen, point, and repeat. disc 1
08

1.




ram

2.



jam

3.



yam

4.



dam

C Listen and circle the ones that rhyme.

disc 1
09

1.

2.

3.



D Read and write.

yam ant ram dam jam cat

1.



ram

2.



3.



4.



E Listen and chant. Then read.

disc 1
10

ram dam yam jam




a am an

A Listen and learn.

disc 1
11

a + n = an


f + an = fan



B Listen, point, and repeat.

disc 1
12

1.



fan

2.



man

3.



pan

4.



can

C Listen and circle. disc 1
13



f an
c an



f an
p an



c an
m an



m an
p an

D Read, check, and write.



yak

man

pan

man



pan

dam

fan



man

jam

can



can

fan

cat

E Listen and chant. Then read. disc 1
14



The man has a can and a pan.



short a

a

am

an

ad

ag

ap

at

a am an

A Circle.

1.



yak pan
jam ax

2.



cat can
 fan yam

3.



dam man
 ant ram

B Listen, read, and write.

disc 1
15

yam ram can dam fan pan jam man

am

yam

an

Now try these!

Sam van



Look and listen. Read along. disc 1
16

Ants



A man with a van is at the dam.



He has a fan, a can, and a yam.



The ants want the yam!



The man puts jam on the yam for the ants.

Sight words: with at puts on for



Unit 2

ad ag ap at

A Listen and learn. disc 1
17

a + d = ad



d + ad = dad



a + g = ag



b + ag = bag

B Listen, point, and repeat. disc 1
18

dad



pad



bag



rag

C Listen and number. disc 1
19



D Circle and write.



b a r g

bag



b r a g



d p a d



p a b d

E Listen and chant. Then read. disc 1
20

bag dad pad rag



ad ag ap at

A Listen and learn. disc 1 21




a + **p** = **ap**

c + **ap** = **cap**


B Listen, point, and repeat. disc 1 22

1.



cap

2.



map

3.



nap

4.



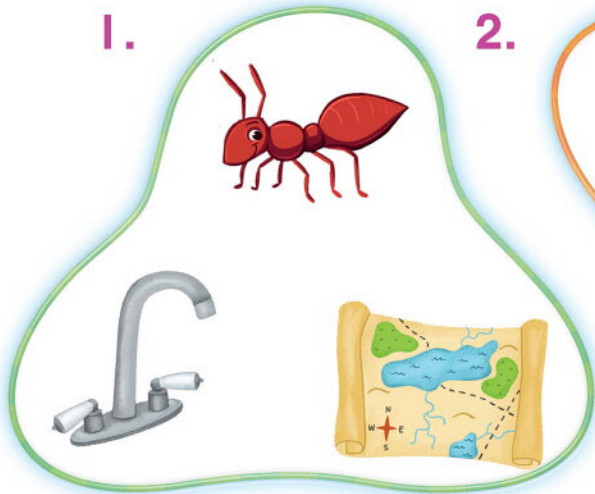
tap



C Listen and circle the ones that rhyme.

disc 1
23

1.



2.



3.



D Read and match. Then write.

1. tap

2. cap

3. nap

4. map




E Listen and chant. Then read.

disc 1
24



Is that your cap on the map?




ad ag ap at

A Listen and learn.

disc 1
25

a + t = at

b + at = bat



B Listen, point, and repeat.

disc 1
26

1.



bat

2.



rat

3.



hat

4.



mat



a



am



an

C Listen and circle the one that rhymes.

disc 1
27

1. mat



2. hat



3. bat



4. rat



D Listen, match, and write.

disc 1
28

1. **r** **at**
m
b

rat

2. **h** **at**
r
b

3. **c** **at**
r
m

4. **m** **at**
b
h

E Listen and chant. Then read.

disc 1
29

bat hat rat mat



short e

Unit 2

17

ad

ag

ap

at

e


et

ad ag ap at


A Circle.




bag rat
rag



nap tap
bat



cap pad
dad



map hat
mat

B Listen and write. disc 1 30

ad	ap	at
pad		
ag		



Now try these! mad tag lap pat



C Look and listen. Read along.

disc 1
31

A Day with Dad



Sight words: day girl she we use then take

Review 1

a am an ad ag ap at



A Look and listen. Sing along.

disc 1
32

Song

Bag, map, ax, cap, fan, can, pan.

A girl with a bag,

A man with a map,

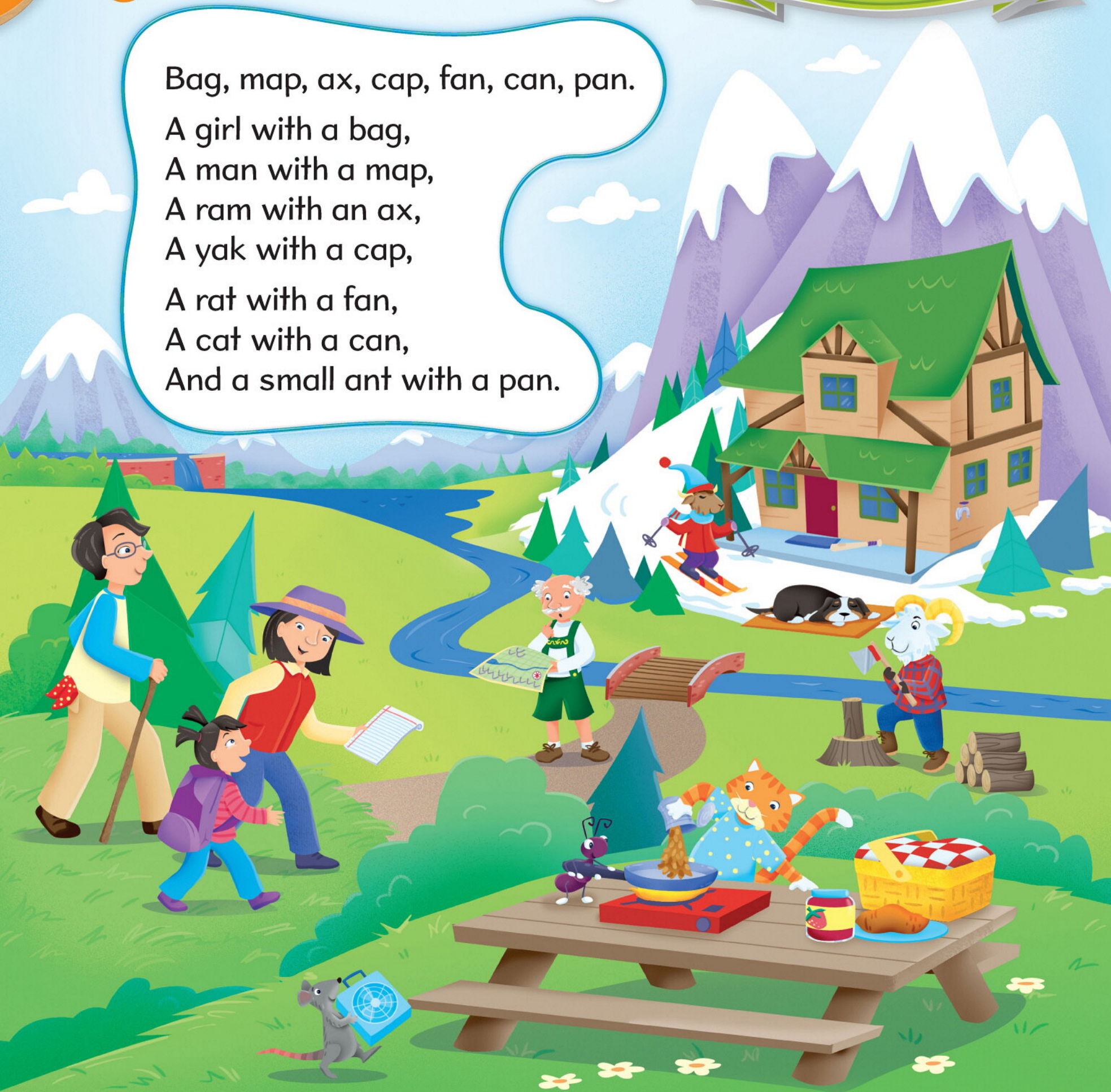
A ram with an ax,

A yak with a cap,

A rat with a fan,

A cat with a can,

And a small ant with a pan.



B Listen and circle the ones that rhyme.

disc 1
33

1.



2.



3.



4.



C Match and write.

1.




an

y k

da

2.



bag

d m

ca

3.



am

c n

ya

4.



ak

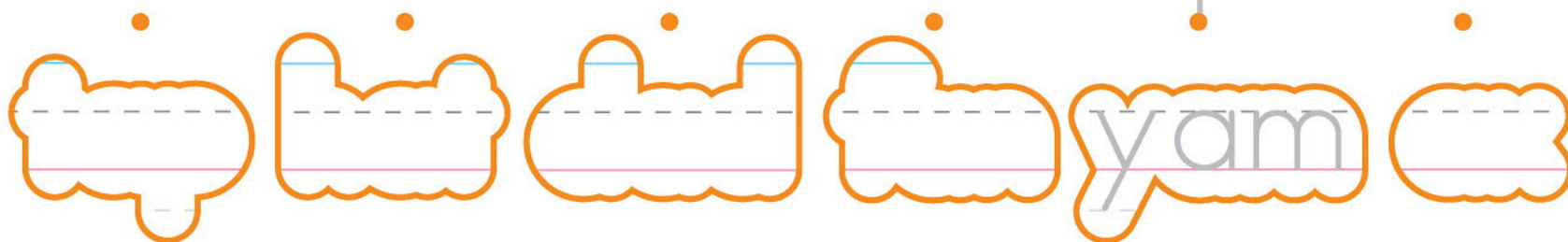
bag

bag

a am an ad ag ap at

D Read and match. Then write.

1. yam 2. fan 3. tap 4. dad 5. ax 6. hat



E Listen, read, and check.

disc 1
34



The man has a rag.
The man has a cap.




A cat is on the mat.
A yak is on the mat.



I see a rat at the dam.
I see a ram at the dam.



The ant is on the can.
The ant is on the pad.



F Play the game.

Start

dam

pad

man

bat

nap



ant



can



ram

mat



cat



yam

bag



cap

tap



fan



yak



rat



rag



pan

dad



jam

End



map



hat



ax

short e



A Listen and learn. disc 1
35




B Listen, point, and repeat. disc 1
36

1.



web

2.



egg

3.




vet

4.



ten




C Listen and read. Then write. disc 1
37

1.




2.



3.



4.



D Listen and chant. Then read. disc 1
38



The vet has ten big eggs.




e et en ed

A Listen and learn. disc 1 39

e + t = et


j + et = jet



B Listen, point, and repeat. disc 1 40



jet



net




wet



pet



C Listen and number. disc 1
41



D Read, check, and write.




wet

net

vet

Handwriting practice lines (top, dashed middle, bottom).



egg

pet

jet

Handwriting practice lines (top, dashed middle, bottom).



jet

wet

web

Handwriting practice lines (top, dashed middle, bottom).



pet

ten

net

Handwriting practice lines (top, dashed middle, bottom).

E Listen and chant. Then read.

disc 1
42

wet net jet pet



e et en ed

A Listen and learn.

disc 1
43

e + n = en



h + en = hen



e + d = ed




r + ed = red



B Listen, point, and repeat.

disc 1
44

1.



hen

2.



pen

3.



red

4.



bed



C Listen and circle. disc 1
45

1.




p
h en

2.



r
b ed

3.



t
h en


4.




b
r ed

D Circle and write.

1.



ed



red

2.

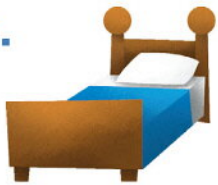


en



Blank writing lines.

3.



en



Blank writing lines.

4.



ed



Blank writing lines.


E Listen and chant. Then read. disc 1
46

The red pen is on the bed.




e et en ed

A Circle.




jet ten
pet



vet hen
web



egg net
red



wet pen
bed

B Listen, read, and write. disc 1 47

net pen jet bed hen wet red pet

et

en

ed

Blank handwriting practice box with dashed midline and solid bottom line.

Blank handwriting practice box with dashed midline and solid bottom line.

Blank handwriting practice box with dashed midline and solid bottom line.

Blank handwriting practice box with dashed midline and solid bottom line.

Blank handwriting practice box with dashed midline and solid bottom line.

Blank handwriting practice box with dashed midline and solid bottom line.

Blank handwriting practice box with dashed midline and solid bottom line.

Blank handwriting practice box with dashed midline and solid bottom line.

Now try these!

get den wed

C Look and listen. Read along. disc 1
48

My Pet Hen



The red hen is wet.



We go to the vet.



Sight words: oh in go to

Unit 4

short i


i ip ib id

A Listen and learn. disc 1
49



B Listen, point, and repeat. disc 1
50

1.



hip

2.




ink

3.



zip


4.



in

C Listen and read. Then write. disc 1 51

1.



i n =

in

Handwriting practice lines for the word 'in'.

2.




i n k =

ink

Handwriting practice lines for the word 'ink'.

3.



h i p =

hip

Handwriting practice lines for the word 'hip'.

4.



z i p =

zip

Handwriting practice lines for the word 'zip'.

D Listen and chant. Then read. disc 1 52

hip zip in ink



i ip ib id




A Listen and learn. disc 1 53

i + p = ip











l + ip = lip

B Listen, point, and repeat. disc 1 54



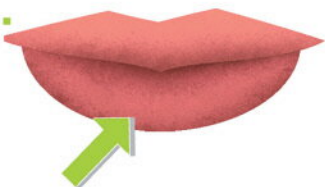




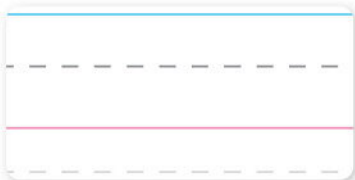


C Listen and circle the one that rhymes.

disc 1
55

- | | | | |
|--------|--|--|--|
| 1. sip |  |  |  |
| 2. lip |  |  |  |
| 3. rip |  |  |  |
| 4. tip |  |  |  |

D Read and write.

zip tip lip hip rip sip

- | | | | |
|--|---|--|---|
| 1.  |  | 2.  |  |
| 3.  |  | 4.  |  |

E Listen and chant. Then read.

disc 1
56



I like to sip with my lips.



i ip ib id



A Listen and learn. disc 1
57

i + **b** = **ib**

b + **ib** = **bib**

i + **d** = **id**

k + **id** = **kid**

B Listen, point, and repeat. disc 1
58



1. **bib**
2. **rib**
3. **kid**
4. **lid**







C Listen and number. disc 1
59





D Circle and write.

1.  b r i b 

2.  k l i d 

3.  r b i b 

4.  l i k d 

E Listen and chant. Then read. disc 1
60

lid kid bib rib



i ip ib id

A Circle.

1.



bib hip
lid

2.



zip rib
sip

3.



ink in
rip

4.



tip kid
lip

B Listen and write.

disc 1
61

ip

ib

id

Blank handwriting practice box with dashed midline.

Blank handwriting practice box with dashed midline.

Blank handwriting practice box with dashed midline.

Blank handwriting practice box with dashed midline.

Blank handwriting practice box with dashed midline.

Blank handwriting practice box with dashed midline.

Blank handwriting practice box with dashed midline.

Blank handwriting practice box with dashed midline.

Now try these!

dip fib hid

C Look and listen. Read along. disc 1
62

The Kid



The kid can use ink.



He can open a lid.



He can sip and zip.



This kid needs a bib!

Sight words: can open needs

Review 2

e et en ed i ip ib id

A Look and listen. Sing along.

disc 1
63

Song


The pet needs a vet.
 The egg needs a box.
 The can needs a lid.
 And Dad needs socks.

The kid needs a sip.
 The hen needs a jet.
 The pen needs ink.
 And she needs a net.

B Listen and circle the ones that rhyme.

disc 1
64

1.



2.



3.



4.



C Match and write.

1.




gg

ik

eg

2.



en

eg

si

3.



nk

sp

in

4.



ip

hn

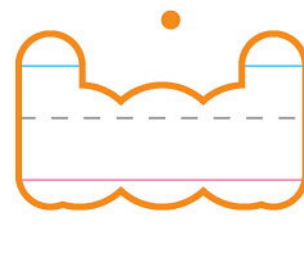
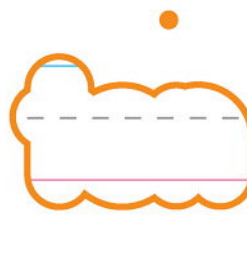
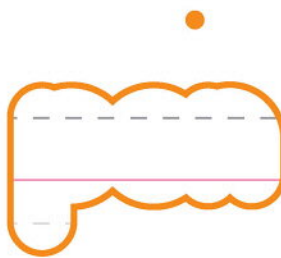

he



e et en ed i ip ib id

D Read and match. Then write.

1. bed 2. sip 3. ten 4. lid 5. zip 6. pen



E Listen, read, and check.

disc 1
65

1.



A kid is on the bed.
A jet is on the bed.

2.



The vet has a pen.
The vet has a bib.

3.



This pet can sip.
This pet can rip.

4.



I see an egg in the net.
I see an egg in the web.



F Play the game.

End



bed



pen



tip



hip



rib

zip



pet



kid



jet



lip



ten

10

wet



web



ink




Start

rip



egg



Unit 5


short i

in ig it ix

A Listen and learn. disc 2 02

i + **n** = **in**

p + **in** = **pin**




B Listen, point, and repeat. disc 2 03

1.



pin

2.



fin

3.



bin

4.




win

C Listen and circle the ones that rhyme.

disc 2
04

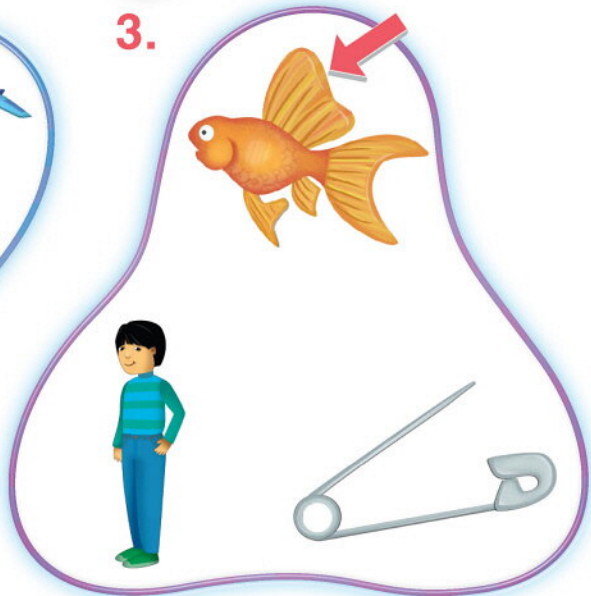
1.



2.



3.



D Listen, match, and write.

disc 2
05

1.

w

b

p

in

2.

f

w

p

in

3.

b

f

w

in

4.

f

p

b

in

E Listen and chant. Then read.

disc 2
06




Can you see a pin in the bin?



A Listen and learn. disc 2 07

i + **g** = **ig**

f + **ig** = **fig**



B Listen, point, and repeat. disc 2 08

1.




fig

2.



wig

3.



big

4.




dig

C Listen and circle. disc 2
09



b ig
f ig



d ig
b ig



w ig
f ig



d ig
w ig

D Read and match. Then write.

1. fig

2. wig

3. dig

4. big



E Listen and chant. Then read. disc 2
10

big dig fig wig



in ig it ix

A Listen and learn.

disc 2
11

i + t = it



p + it = pit



i + x = ix



s + ix = six



B Listen, point, and repeat.

disc 2
12

pit



hit



six



mix

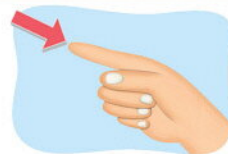
C Listen and circle the one that rhymes.

disc 2
13

1. six



2. pit



6

3. mix



6

4. hit



D Circle and write.


1.



6



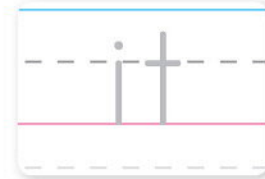
2.



3.



4.



E Listen and chant. Then read.

disc 2
14



I don't want six pits!



short o


Unit 5 49



in ig it ix


A Circle.

1.



dig hit
pin

2.



wig six
fig

3.



mix pit
win

4.



big bin
fin

B Listen, read, and write.

disc 2
15

hit pin win dig fig six
big bin fin wig pit mix

in

ig

it

ix

Blank writing lines for the 'in' column.

Blank writing lines for the 'ig' column.

Blank writing lines for the 'it' column.


Blank writing lines for the 'ix' column.

Now try these!

tin rig kit fix

C Look and listen. Read along. disc 2
16

Help!



Sight words: help under thank now

in

ig

it

ix

short o

o

Unit 5 51

ot

A Listen and learn. disc 2
17




B Listen, point, and repeat. disc 2
18

1.




fox

2.



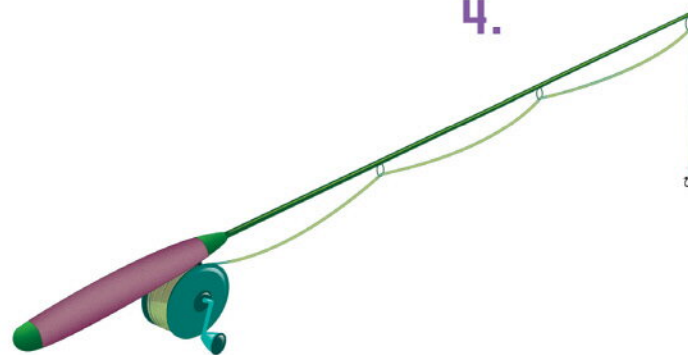
log

3.



ox

4.



rod

C Listen and read. Then write. disc 2
19


1.



= o x

Handwriting practice lines for the word 'ox'.



2.



= l o g

Handwriting practice lines for the word 'log'.


3.



= r o d

Handwriting practice lines for the word 'rod'.

4.



= f o x

Handwriting practice lines for the word 'fox'.


D Listen and chant. Then read. disc 2
20

rod log ox fox



o ot op

A Listen and learn. disc 21



o + t = ot

p + ot = pot

B Listen, point, and repeat. disc 22



pot



hot



cot



dot



C Listen and circle the ones that rhyme.

disc 2
23

1.



2.



3.



D Circle and write.

1.



c h o t

Handwriting practice lines (top, dashed middle, bottom).

2.



h o x t

Handwriting practice lines (top, dashed middle, bottom).

3.



d o t p

Handwriting practice lines (top, dashed middle, bottom).

4.



p t o t

Handwriting practice lines (top, dashed middle, bottom).

E Listen and chant. Then read.

disc 2
24



The hot pot is under the cot.



short o



o



ot



op

short u Unit 6

55

u


u

o ot op

A Listen and learn. disc 2 25

o + p = op

t + op = top



B Listen, point, and repeat. disc 2 26

1.



top

2.



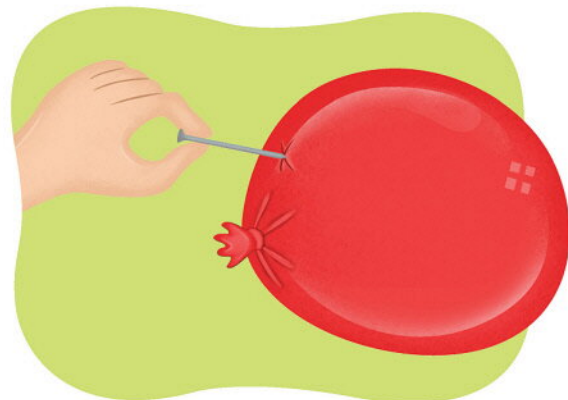
mop

3.



hop


4.



pop



C Listen and number. disc 2
27



D Read, check, and write.



top

log

mop

Blank handwriting lines for the first row.



hop

pop

cot

Blank handwriting lines for the second row.



pop

hot

top

Blank handwriting lines for the third row.



hop

mop

rod

Blank handwriting lines for the fourth row.

E Listen and chant. Then read.

disc 2
28

pop top mop hop



short o



ot



op



short u



Unit 6

57



o ot op

A Circle.

1.



hop dot
rod pot

2.



top cot
log mop

3.



hot ox
fox pop

B Listen and write. disc 2 29



ot

Four sets of handwriting practice lines (dashed top line, solid middle line, solid bottom line) for writing words starting with 'ot'.

op

Four sets of handwriting practice lines (dashed top line, solid middle line, solid bottom line) for writing words starting with 'op'.

Now try these!

got bop

C Look and listen. Read along. disc 2
30

The Fox



The fox has a hot pot.



He stands on a log and uses a rod.



The fish hops.
It doesn't like the rod!



The fox hops, too. He gets wet!

Sight words: stands doesn't too gets

Review 3

in ig it ix o ot op

Song

A Look and listen. Sing along.

disc 2
31

In, on, under.

In, on, under.

A mop in a bin,

A pin on a hat,

And six logs under a pot.

A big fish in a net,

A dog on a mat,

And six kids under a cot.



B Listen and circle the ones that rhyme. disc 2
32




C Match and write.



it

f n

pi



ot

h t

fi



og

p t

lo



in

l g

ho

in ig it ix o ot op

D Read and match. Then write.

1. top



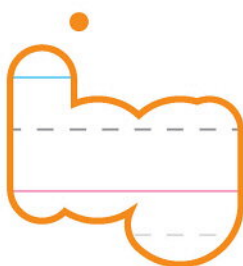
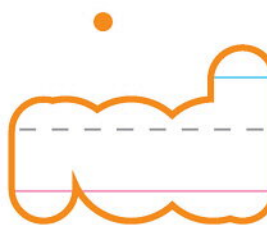
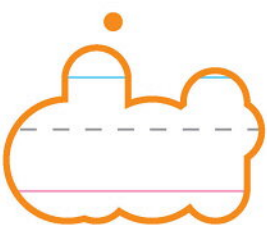
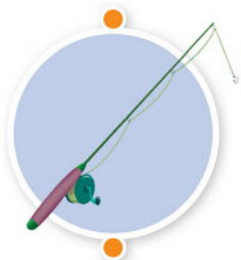
2. hit

3. dot

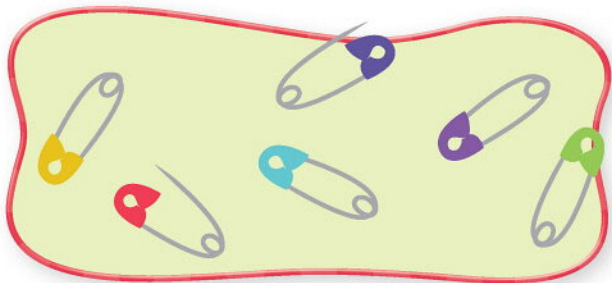
4. rod

5. six

6. log

**E** Listen, read, and check.disc 2
33

1.

I can see six pins. I can see six fins.


2.

A wig is in the bin. A top is in the bin.

3.

The fox is hot. The ox is hot.

4.

A fig is on the cot. A mop is on the cot.

F Play the game.

big ox cot fin mix pot

hop win

fox

pin

pop

pit log hot dig mop

Start

End

1 2 3 1 2 3

short u



Unit 7

short u

u ug ud up

A Listen and learn.


disc 2
34



B Listen, point, and repeat.


disc 2
35

1.



sun

2.



up

3.



jug

4.




hug


C Listen and read. Then write.

disc 2
36

1.




=



Handwriting practice lines for the word 'up'.

2.





=



Handwriting practice lines for the word 'hug'.

3.




=



Handwriting practice lines for the word 'sun'.

4.




=



Handwriting practice lines for the word 'jug'.

D Listen and chant. Then read.

disc 2
37



The sun is up!



u ug ud up




A Listen and learn. disc 2 38

u + g = u g

b + u g = b u g

B Listen, point, and repeat. disc 2 39



bug



rug



mug



C Listen and circle. disc 2
40

1.




b
r ug

2.



m
r ug

3.



m
b ug

D Read and write.

jug mug hug rug bug sun

1.



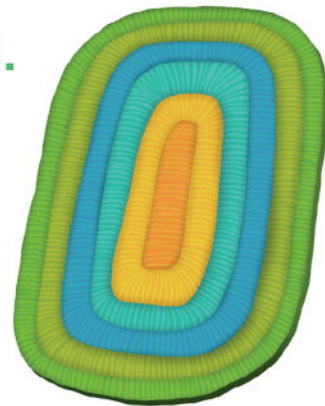
Blank writing lines for the word 'bug'.

2.



Blank writing lines for the word 'mug'.

3.



Blank writing lines for the word 'rug'.

E Listen and chant. Then read.

disc 2
41

mug bug rug



u ug ud up



A Listen and learn. disc 2
42

u + **d** = **ud**

b + **ud** = **bud**

u + **p** = **up**

p + **up** = **pup**

B Listen, point, and repeat. disc 2
43

1. **bud**
2. **mud**
3. **pup**
4. **cup**

C Listen and circle the one that rhymes.

disc 2
44

1. cup



2. bud



10



3. pup



4. mud



D Read and match. Then write.

1. cup

2. bud

3. mud

4. pup



E Listen and chant. Then read.

disc 2
45



A pup sees a bud in the mud.



u ug ud up


A Circle.




bud up
rug



pup mug
bug





sun hug
mud



cup jug
pup

B Listen, read, and write. disc 2 46

mug bud cup mud rug pup bug



Now try these!

tug dud sup



C Look and listen. Read along. disc 2
47


The Mud



There is some mud.
The mud is sad.



A pup digs in the mud.



A bug puts a pit in the mud.



The sun comes up. It is a bud!
Now the mud is happy.

Sight words: there some sad comes happy

Unit 8


short u

ut ub um un

A Listen and learn. disc 2
48


u + t = ut

n + ut = nut



B Listen, point, and repeat. disc 2
49

1.



nut

2.



hut

3.




cut




C Listen and circle the ones that rhyme. disc 2
50

1.




2.

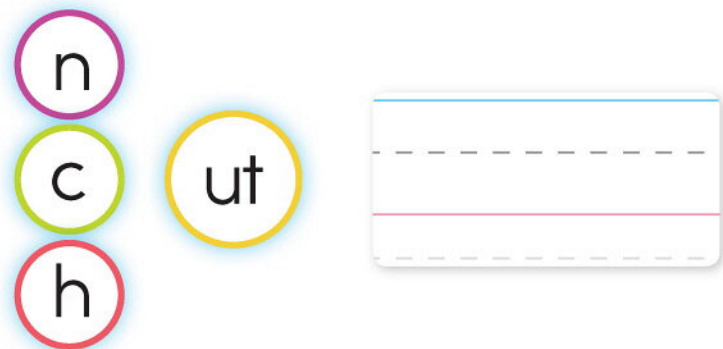


D Listen, match, and write. disc 2
51


1.



2.



3.



E Listen and chant. Then read. disc 2
52

hut cut nut



ut ub um un

A Listen and learn. disc 2
53

u + b = ub



c + ub = cub



u + m = um



g + um = gum

B Listen, point, and repeat. disc 2
54

1.



cub

2.



tub

3.



gum


4.



hum







C Listen and number. disc 2
55







D Circle and write.

1.   


2.   


3.   


4.   


E Listen and chant. Then read. disc 2
56



The cub can hum in the tub.



ut ub um un



A Listen and learn. disc 2
57

u

+

n

=

u

n

b

+

u

n

=

b

u

n

B Listen, point, and repeat. disc 2
58

1.



bun

2.



run

3.



fun



C Listen and circle. disc 2
59



f un
b un



f un
r un



r un
b un

D Circle and write.



r b u n

Handwriting practice lines (top blue, middle dashed, bottom pink).



b u p n

Handwriting practice lines (top blue, middle dashed, bottom pink).



f u n r

Handwriting practice lines (top blue, middle dashed, bottom pink).

E Listen and chant. Then read. disc 2
60

fun bun run



ut ub um un


A Circle.

1.



gum cut
bun

2.



nut run
tub

3.



pup hum
hut

4.



jug cub
fun

B Listen and write.

disc 2
61

ut

ub

um

un

Now try these!

but sub sum pun

C Look and listen. Read along. disc 2
62


Friends




The cub and the pup are friends. They live in a hut.



The cub hums and cuts nuts.



Sight words: are friends they live make yum



Song

A Look and listen. Sing along.

disc 2
63

Friends, friends,
A pup and a cub.
They live in a hut,
And they make some buns.
Yum, yum, yum!

Friends, friends,
A pup and a cub.
They put a bug
On a red rug.
Run, run, run!

Friends, friends,
A pup and a cub.
They go in a tub
Under the sun.
Fun, fun, fun!



B Listen and circle the ones that rhyme.

disc 2
64

1.



2.



3.



4.



C Match and write.

1.



ub

f n

bu

2.



un

j g

cu

3.



ud

c b

fu


4.



ug

b d

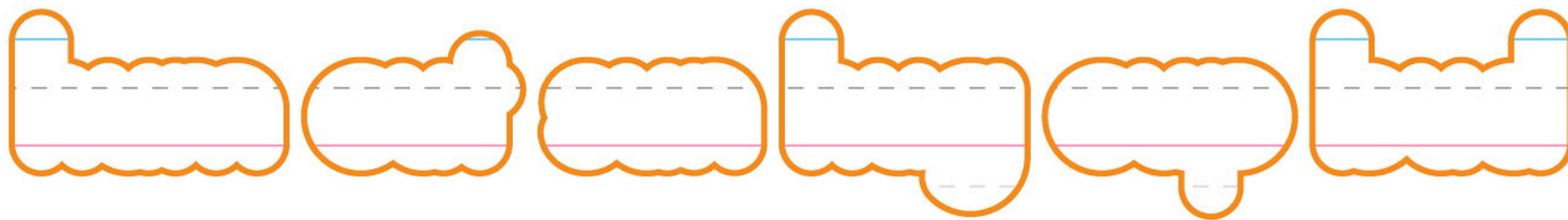

ju



u ug ud up ut ub um un

D Read and match. Then write.

1. hug 2. bud 3. cut 4. cup 5. hum 6. sun




E Listen, read, and check.

disc 2
65



There is a jug in the hut.
 There is a bun in the hut.



A bug is on the rug.
 A tub is on the rug.



The cub has a nut.
 The cub has a mug.



This pup can run.
 This bud can run.



Game

F Play the game.



End

End



cup



run

cut



jug



tub



pup

hug



bud



gum



fun



up



mud



bun

cub



rug



nut



mug



bug



hut



hum



Start

Start

ub

um

un

Picture Dictionary

Aa



Blank handwriting practice box with a dashed midline and a solid bottom line.



Blank handwriting practice box with a dashed midline and a solid bottom line.



Blank handwriting practice box with a dashed midline and a solid bottom line.



Blank handwriting practice box with a dashed midline and a solid bottom line.

Bb



Blank handwriting practice box with a dashed midline and a solid bottom line.

Cc



Blank handwriting practice box with a dashed midline and a solid bottom line.



Blank handwriting practice box with a dashed midline and a solid bottom line.



Blank handwriting practice box with a dashed midline and a solid bottom line.



Blank handwriting practice box with a dashed midline and a solid bottom line.




Blank handwriting practice box with a dashed midline and a solid bottom line.



Blank handwriting practice box with a dashed midline and a solid bottom line.



Blank handwriting practice box with a dashed midline and a solid bottom line.



Blank handwriting practice box with a dashed midline and a solid bottom line.



Blank handwriting practice box with a dashed midline and a solid bottom line.



Blank handwriting practice box with a dashed midline and a solid bottom line.



Blank handwriting practice box with a dashed midline and a solid bottom line.



Blank handwriting practice box with a dashed midline and a solid bottom line.



Blank handwriting practice box with a dashed midline and a solid bottom line.

Dd



Handwriting practice lines for the letter Dd.



Handwriting practice lines for the letter Dd.



Handwriting practice lines for the letter Dd.



Handwriting practice lines for the letter Dd.

Ee



Handwriting practice lines for the letter Ee.


Ff



Handwriting practice lines for the letter Ff.



Handwriting practice lines for the letter Ff.



Handwriting practice lines for the letter Ff.



Handwriting practice lines for the letter Ff.



Handwriting practice lines for the letter Ff.

Gg



Handwriting practice lines for the letter Gg.

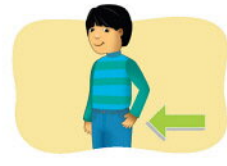
Hh



Handwriting practice lines for the letter Hh.



Handwriting practice lines for the letter Hh.



Handwriting practice lines for the letter Hh.



Handwriting practice lines for the letter Hh.



Handwriting practice lines for the letter Hh.



Handwriting practice lines for the letter Hh.



Handwriting practice lines for the letter Hh.



Handwriting practice lines for the letter Hh.



Handwriting practice lines for the letter Hh.

Ii



Handwriting practice lines for the letter 'Ii'.



Handwriting practice lines for the letter 'Ii'.



Handwriting practice lines for the letter 'Ii'.



Handwriting practice lines for the letter 'Ii'.

Jj



Handwriting practice lines for the letter 'Jj'.



Handwriting practice lines for the letter 'Jj'.



Handwriting practice lines for the letter 'Jj'.



Handwriting practice lines for the letter 'Jj'.



Handwriting practice lines for the letter 'Jj'.



Handwriting practice lines for the letter 'Jj'.

Kk



Handwriting practice lines for the letter 'Kk'.



Handwriting practice lines for the letter 'Kk'.

Ll

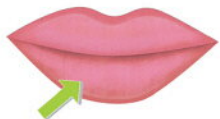


Handwriting practice lines for the letter 'Ll'.

Nn



Handwriting practice lines for the letter 'Nn'.



Handwriting practice lines for the letter 'Ll'.



Handwriting practice lines for the letter 'Nn'.



Handwriting practice lines for the letter 'Ll'.



Handwriting practice lines for the letter 'Nn'.

Mm



Handwriting practice lines for the letter 'Mm'.

Oo



Handwriting practice lines for the letter 'Oo'.

Pp



Blank handwriting practice box with a dashed midline and a solid bottom line.



Blank handwriting practice box with a dashed midline and a solid bottom line.



Blank handwriting practice box with a dashed midline and a solid bottom line.



Blank handwriting practice box with a dashed midline and a solid bottom line.



Blank handwriting practice box with a dashed midline and a solid bottom line.



Blank handwriting practice box with a dashed midline and a solid bottom line.



Blank handwriting practice box with a dashed midline and a solid bottom line.



Blank handwriting practice box with a dashed midline and a solid bottom line.



Blank handwriting practice box with a dashed midline and a solid bottom line.



Blank handwriting practice box with a dashed midline and a solid bottom line.



Blank handwriting practice box with a dashed midline and a solid bottom line.



Blank handwriting practice box with a dashed midline and a solid bottom line.



Blank handwriting practice box with a dashed midline and a solid bottom line.



Blank handwriting practice box with a dashed midline and a solid bottom line.



Blank handwriting practice box with a dashed midline and a solid bottom line.



Blank handwriting practice box with a dashed midline and a solid bottom line.



Blank handwriting practice box with a dashed midline and a solid bottom line.

Ss



Blank handwriting practice box with a dashed midline and a solid bottom line.

Rr



Blank handwriting practice box with a dashed midline and a solid bottom line.

6

Blank handwriting practice box with a dashed midline and a solid bottom line.



Blank handwriting practice lines with a dashed midline.



Blank handwriting practice lines with a dashed midline.

Tt



Blank handwriting practice lines with a dashed midline.



Blank handwriting practice lines with a dashed midline.

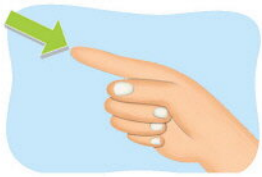
10

Blank handwriting practice lines with a dashed midline.

Yy



Blank handwriting practice lines with a dashed midline.



Blank handwriting practice lines with a dashed midline.



Blank handwriting practice lines with a dashed midline.

Zz



Blank handwriting practice lines with a dashed midline.



Blank handwriting practice lines with a dashed midline.



Blank handwriting practice lines with a dashed midline.

Uu



Blank handwriting practice lines with a dashed midline.

Vv

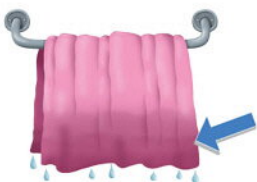


Blank handwriting practice lines with a dashed midline.

Ww



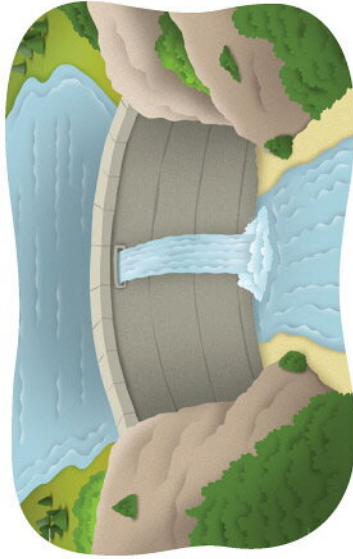


Blank handwriting practice lines with a dashed midline.



Blank handwriting practice lines with a dashed midline.

Student Cards



1
cat

2
ant

3
yak

4
ax

5
ram

6
jam

7
yam

8
dam

9
fan

10
man

11
pan

12
can



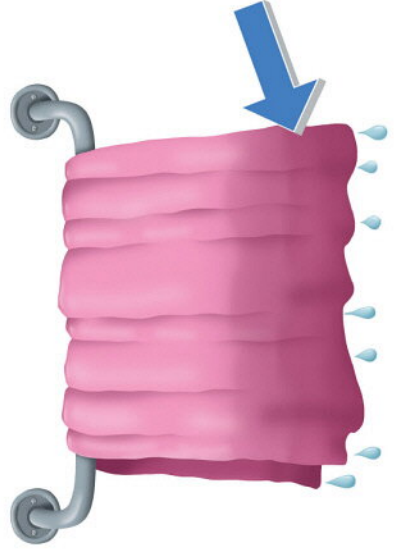
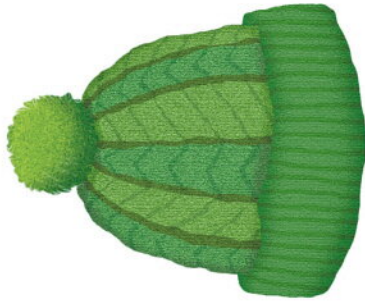

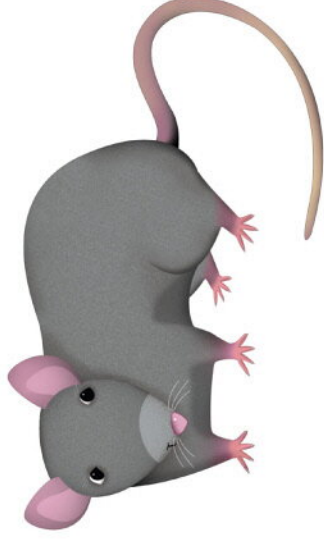
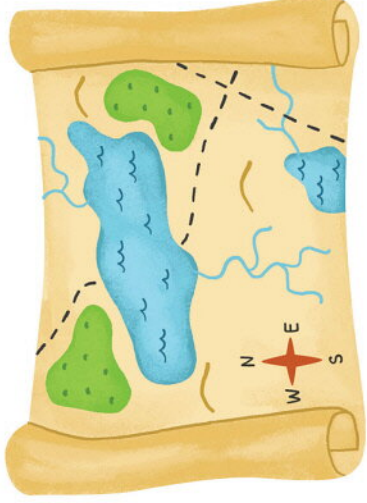
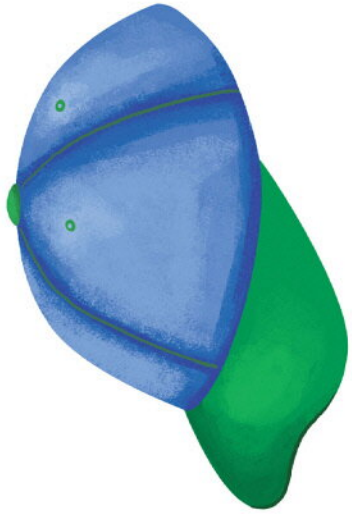
13
dad

14
pad

15
bag

16
rag





17

cap

18

map

19

nap

20

tap

21

boat

22

rat

23

hat

24

mat

25

web

26

egg

27

vet

28

ten

29

jet

30

net


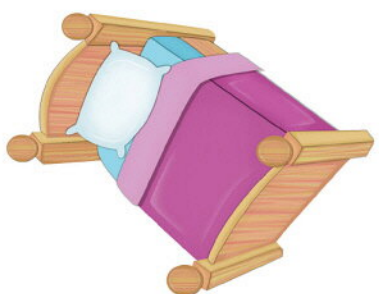
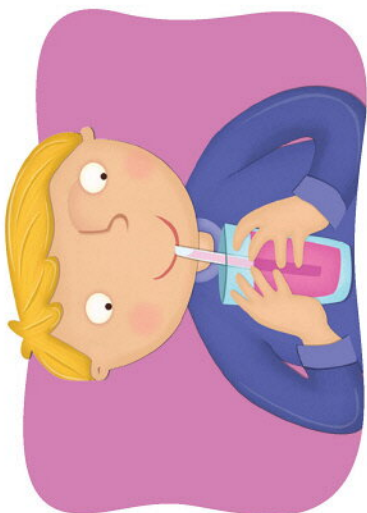
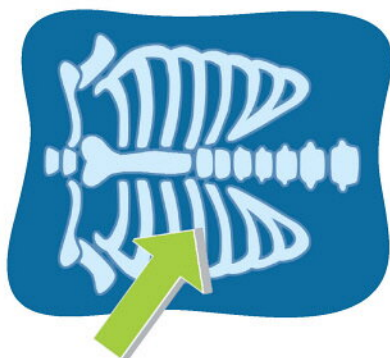

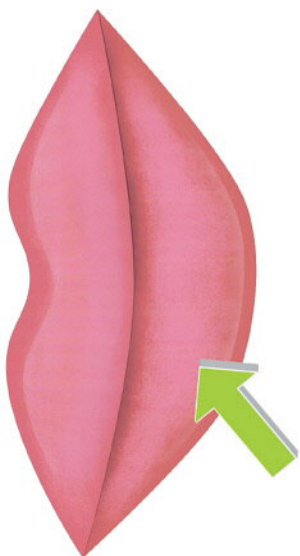
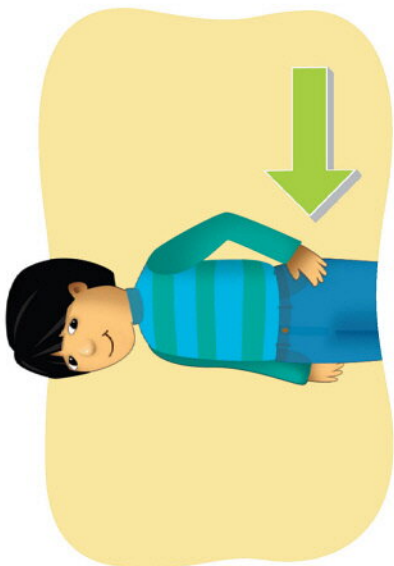

31

wet

32

pet





33

hen

34

pen

35

red

36

bed

37

hip

38

ink

39

zip

40

in

41

lip

42

tip

43

sip

44

rip

45

bib

46

rib



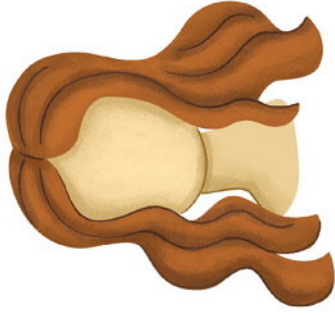

47

kid

48

lid





49

pin

50

fin

51

bin

52

win

53

fig

54

wig

55

big

56

dig

57

pit

58

hit

59

six

60

mix

61

fox

62

log







63

ox

64

rod





65

pot

66

hot

67

cot

68

dot

69

top

70

mop

71

hop

72

pop

73

sun

74

up

75

jug

76

hug

77

bug

78

rug



79

mug

80

bud





81

mud

82

pup

83

cup

84

nut

85

nut

86

cut

87

cup

88

tub

89

gum

90

hum

91

bun

92

run

93

fun

These cards belong to:





Congratulations!



This certifies that

has successfully completed


Oxford Phonics World 2

Short Vowels

on _____.

Signature _____

Date _____



OXFORD

UNIVERSITY PRESS

198 Madison Avenue

New York, NY 10016 USA

Great Clarendon Street, Oxford, OX2 6DP, United Kingdom

Oxford University Press is a department of the University of Oxford.

It furthers the University's objective of excellence in research, scholarship, and education by publishing worldwide. Oxford is a registered trade mark of Oxford University Press in the UK and in certain other countries

© Oxford University Press 2015

The moral rights of the author have been asserted

eBook Edition

ISBN: 978 0 19 471250 7 Interactive ebook

ISBN: 978 0 19 471258 3 Interactive ebook - app version

First published in 2015

No copying or file sharing

This digital publication is protected by international copyright laws.

No part of this digital publication may be reproduced, modified, adapted, stored in a retrieval system, or transmitted, in any form or by any means, to any other person or company without the prior permission in writing of Oxford University Press, or as expressly permitted by law. Enquiries concerning reproduction outside the scope of the above should be sent to the ELT Rights Department, Oxford University Press, at the address above

You must not modify, adapt, copy, store, transfer or circulate the contents of this publication under any other branding or as part of any other product. You may not print out material for any commercial purpose or resale

Any websites referred to in this publication are in the public domain and their addresses are provided by Oxford University Press for information only. Oxford University Press disclaims all and any responsibility for the content of such websites

ACKNOWLEDGEMENTS

Cover Design: Molly K. Scanlon

The authors and publisher are grateful to those who have given permission to reproduce the following extracts and adaptations of copyright material:

Illustrations by: Scott Angle: 23, 39; Constanza Basaluzzo: 12 (bot), 19, 28 (bot), 34 (bot), 44 (bot), 56 (bot), 74 (bot), 83; Robin Boyer: 20, 31; Javier Burgos: 63, 79; Nancy Carlson: 4 (bot), 16 (bot), 32 (bot), 40, 52 (bot), 64 (bot), 71, 76 (bot); Mattia Cerato: 5 (bot), 9 (bot), 15 (middle and bot), 22 (bot), 25 (bot), 29 (bot), 35 (bot), 42 (bot), 45 (bot), 49 (bot), 55 (bot), 62 (bot), 65 (bot), 69 (middle and bot), 75 (bot), 82 (bot); Marcus Cutler: 43, 59; Lalena Fisher: 10, 18, 30, 38, 50, 58, 70, 78; Nathan Jarvis: 6 (bot), 26 (bot), 47 (middle), 48 (bot), 54 (bot), 66 (bot), 67, 72 (bot); Bill Ledger: 4 (top), 5 (mascot), 6 (top), 7 (mascot), 8 (top), 9 (mascot), 12 (top), 13 (mascot), 14 (top), 15 (mascot), 16 (top), 17 (mascot), 24 (top), 25 (mascot), 26 (top), 27 (mascot), 28 (top), 29 (mascot), 32 (top), 29 (mascot), 30 (top), 32 (mascot), 34 (top), 35 (mascot), 36 (top), 37 (mascot), 44 (top), 45 (mascot), 46 (top), 47 (mascot), 48 (top), 49 (mascot), 52 (top), 53 (mascot), 54 (top), 55 (mascot), 56 (top), 57 (mascot), 64 (top), 65 (mascot), 65 (top), 67 (mascot), 68 (top), 69 (mascot), 72 (top), 73 (mascot), 74 (top), 75 (mascot), 76 (top), 77 (mascot); Julissa Mora: 8 (bot), 11, 14 (bot), 24 (bot), 36 (bot), 46 (bot), 60, 68 (bot); Kristin Varner: 40, 51.

We would also like to thank the following for permission to reproduce the following photographs: 10: (jam) Artist-Unlimited/istockphoto, (cat) Daniel Gale/shutterstock.com, (man) Oliver Omg/shutterstock.com; 18: (backpack) asiseeit/istockphoto, (faucet) Lisa Valder/istockphoto, (man) iPandastudio/istockphoto, (boy) Nicole Esy/istockphoto; 30: (girl) Fizia/istockphoto, (hen) Menna/shutterstock.com, (egg) Tentan/istockphoto, (bedroom) WaveBreakMedia LTD/shutterstock.com; 38: (bib) Juan Monino/istockphoto, (boy) Deudi/istockphoto, (ink) Caroline Eibl/shutterstock.com, (girl) Jaren Jai Wicklund/shutterstock.com; 50: (baseball) Todd Taulman/shutterstock.com, (fig) Larry Korb/shutterstock.com, (girl) Linda Yolanda/istockphoto, (fish) Brian K./shutterstock.com; 58: (pot) WoodyStock/Alamy, (top) Ruta Saulyte-Laurina/shutterstock.com, (ox) Konmesa/shutterstock.com; 70: (bud) Horten/shutterstock.com, (mug) Berents/shutterstock.com, (sun) djgis/shutterstock.com, (puppy) AnetaPics/shutterstock.com; 78: (gum) Coprid/shutterstock.com, (runner) Phase4Photography/shutterstock.com, (house) Pavelk/shutterstock.com, (cub) Nathan Hobbs/istockphoto.

Music by: Laurie Thain and Gordon Maxwell

Oxford Phonics World

Let us guide you through the world of phonics...



Oxford Phonics World is the first step on your students' journey into English, leading you through **all 44 sounds**.

- **Over 150 Phonics Friends** — an angry apple, a big bear, and others — help children remember English sounds.
- **Action songs, chants, and games** encourage children to discover connections between English sounds and letters.
- **Active class activities** develop children's listening, speaking, reading, writing, and spelling skills and provide opportunities to apply them.
- **Multi-ROMs** include fun animations and interactive games, stories, and songs for practice at home.

5 levels of phonics for use before or alongside your English course

- **Student Book** with **Student Cards** and **Multi-ROMs**
- **Workbook**
- **Teacher's Book**
- **Phonics Cards**
- **Phonics Readers**
- **Oxford iTools**
Digital Classroom Resources



Authors **Kaj Schwermer, Julia Chang, and Craig Wright**, and musician **Laurie Thain** are experienced teachers and teacher trainers who specialize in phonics instruction.

OXFORD
UNIVERSITY PRESS

www.oup.com/elt/oxfordphonicsworld

ISBN 978-0-19-459618-3



9 780194 596183