






# Smart Phonics

Long Vowels

3




# Contents...

- 4 •  **Unit 1** • Long Vowel *a* | cake, lake, rake, bake  
tape, cape, cave, wave
- 12 •  **Unit 2** • Long Vowel *a* | name, game, gate, date  
cane, mane, vase, case
- 20 •  **Unit 3** • Long Vowel *i* | nine, pine, line, vine  
time, dime, bike, mike
- 28 •  **Unit 4** • Long Vowel *i* | fire, tire, five, dive  
pipe, wipe, bite, kite
- 36 •  **Review 1** • Long Vowels *a / i*

44 •  **Unit 5** • Long Vowel **o** | nose, rose, rope, hope  
vote, note

52 •  **Unit 6** • Long Vowel **o** | cone, bone, pole, hole  
home, dome

60 •  **Unit 7** • Long Vowel **u** | cube, tube  
June, tune, dune  
mule, fuse, cute

76 •  **Review 2** • Long Vowels **o / u**

84 •  **Challenge** • Long Vowels **a / i / o / u**

92 •  **Test**



Listen and repeat.

Track 1

**c** ake**t** ape**c** ave**cap** has the short 'a' sound.**tape** has the long 'a' sound.



Track 2 Listen and repeat.

ake

cake



l ake



lake

r ake



rake

b ake



bake

ape

tape



c ape



cape

ave

cave



w ave



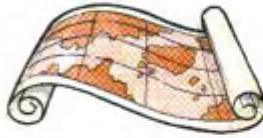
wave



Circle the right word.

1

-ake



2

-ape



3

-ave



4


-ake





Circle and write.

1




tap  
tape

\_\_\_\_\_

\_\_\_\_\_

\_\_\_\_\_

2




cab  
cave

\_\_\_\_\_

\_\_\_\_\_

\_\_\_\_\_

3




bike  
bake

\_\_\_\_\_

\_\_\_\_\_

\_\_\_\_\_

4




cake  
coke

\_\_\_\_\_

\_\_\_\_\_

\_\_\_\_\_

5




cap  
cape

\_\_\_\_\_

\_\_\_\_\_

\_\_\_\_\_

6



rate  
rake

\_\_\_\_\_

\_\_\_\_\_

\_\_\_\_\_



Track 3

Listen, circle and match.

1 rake

lake

rate

2 wave

cave

dave

3 cape

cake

cap

4 vase

base

bake

5 cape

tape

tame







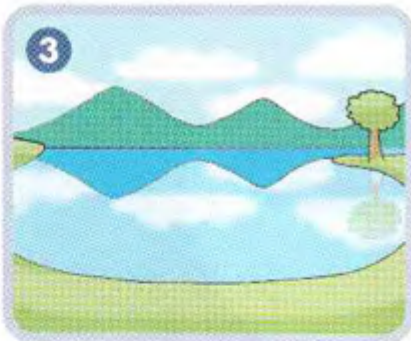
Read and check.



- Dad has a **rake**.
- Dad has a **cake**.



- The **cape** is on the bed.
- The **tape** is on the bed.



- There are no waves on the **lake**.
- There are no waves on the **cake**.



- The fox is in the **cave**.
- The fox is in the **wave**.



Track 4 Read along!



Cat runs to the cave.  
She puts a cape on a rake.  
Fox runs away.



Trace and write.



cake



lake



rake



bake

tape



cape



cave




wave




Listen and repeat.

Track 5

n ame



g ate



c ane



v ase

**can** has the short 'a' sound.**cane** has the long 'a' sound.



Track 6

Listen and repeat.

ame

name



g ame



game

ate

gate



d ate



date

ane

cane



m ane



mane

ase

vase



c ase



case



Circle the right picture.

1

-ame



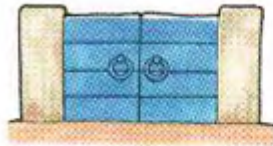
2

-ane



3

-ase



4

-ate





Circle and write.

1



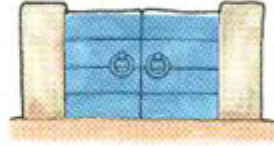
can  
cane

\_\_\_\_\_

-----

\_\_\_\_\_

2



gate  
get

\_\_\_\_\_

-----

\_\_\_\_\_

3



vase  
base

\_\_\_\_\_

-----

\_\_\_\_\_

4




man  
mane

\_\_\_\_\_

-----

\_\_\_\_\_

5



name  
mane

\_\_\_\_\_

-----

\_\_\_\_\_

6



kase  
case

\_\_\_\_\_

-----

\_\_\_\_\_



Track 7

Listen, circle and match.

1 gate  
game  
gave




2 rate  
late  
date



3 vase  
base  
case



4 cane  
mane  
lane



5 name  
same  
fame








Read and check.



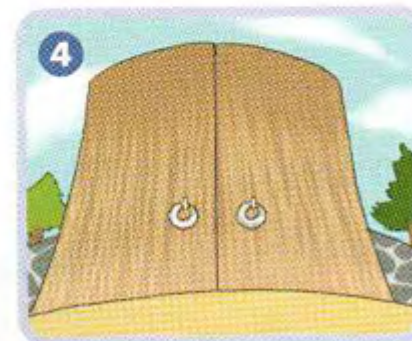
- The horse has a **cane**.
- The horse has a **mane**.



- The name of the **game** is Bingo.
- The **name** of the boy is Ben.



- The bug is in the red **case**.
- The bug is in the red **vase**.



- The **gate** is very big.
- The **game** is very fun.



He opens the gate.

He hits the vase.

He puts tape on the vase.



Trace and write.




name



game

gate



date



cane



mane

vase



case





Listen and repeat.

Track 9


n ine



t ime



b ike

 **fin** has the short 'i' sound. **nine** has the long 'i' sound.



Track 10 Listen and repeat.

ine

nine

9

p ine



pine

l ine



line

v ine



vine

ime

time



ike

bike



d ime



dime

m ike



mike



Circle the picture with rhyming word.

1



2



3



4





Circle and write.

nine

vine

dam

dime

dime

pine

time

pin

1



dime

2



line

make

mike

lane

bike

nine

bake

name

3



4




9



Track 11 Listen, color and check.

1


h e n i n e m




9

2


a m i k e l o






3


n o e p i n e






4

t i m e d e t





5


o b i k e s u






6

n u d i m e l










Read and match.

1



The **dime** is on the mat.  
The **pine** is on the mat.



2



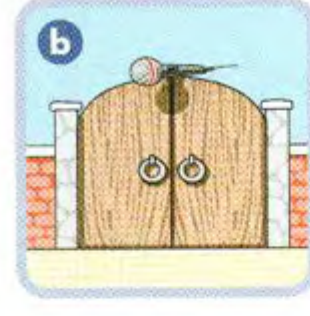
It is **nine**.  
It is **six**.



3



The **mike** is on the gate.  
The **vine** is on the gate.



4



The man has a **box**.  
The man has a **bike**.





Track 12 Read along!

Mike sees a pine.

There is a dime under the pine.

He says, "It's mine!"





Trace and write.

9

nine



pine



line



vine

time



dime



bike



mike



Listen and repeat.

Track 13

f

ire



f

ive



p

ipe



b

ite



lip

has the short 'i' sound.



pipe

has the long 'i' sound.

Track 14 Listen and repeat.

ire

fire



t ire



tire

ive

five



d ive



dive

ipe

pipe



w ipe



wipe

ite

bite



k ite




kite



Circle the picture with rhyming word.

1



2

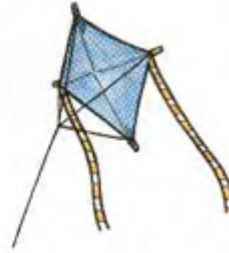


5

9



3



4





Circle and write.

date

dive

five

bake

kite

cut

bite

fire

1



\_\_\_\_\_

\_\_\_\_\_

\_\_\_\_\_

2



\_\_\_\_\_

\_\_\_\_\_

\_\_\_\_\_

pipe

tire

wave

five

pine

pin

fan

wipe

3



\_\_\_\_\_

\_\_\_\_\_

\_\_\_\_\_

4



5

\_\_\_\_\_

\_\_\_\_\_

\_\_\_\_\_



Track 15 Listen, color and check.

1

t k i t e b i


2

p e f i r e d



3

f i v e t i k

4

p o r w i p e



5

e f t i r e d

6

v b i t e f a






Read and match.

1



The **tire** is on the hut.

The **bat** is on the hut.




2



The bugs **hit** the vase.

The bugs **wipe** the vase.




3



The red **cape** is on the pine.

The red **kite** is on the pine.




4



Five men have **pipes**.


Five men dive into the **lake**.





Track 16 Read along!

The man with a pipe has a kite.  
The kite goes up.  
The pipe goes up!





Trace and write.



fire



tire

five

5

dive



pipe



wipe

bite



kite





Track 17 Let's chant!

**What's in the cave?**

A cake, a cake, a cake is in the cave.  
A gate, a gate, a gate is in the cave.

**What's in the vase?**

A cane, a cane, a cane is in the vase.  
Tape, tape, tape is in the vase.

**What's in the tire?**

A pipe, a pipe, a pipe is in the tire.  
A kite, a kite, a kite is in the tire.

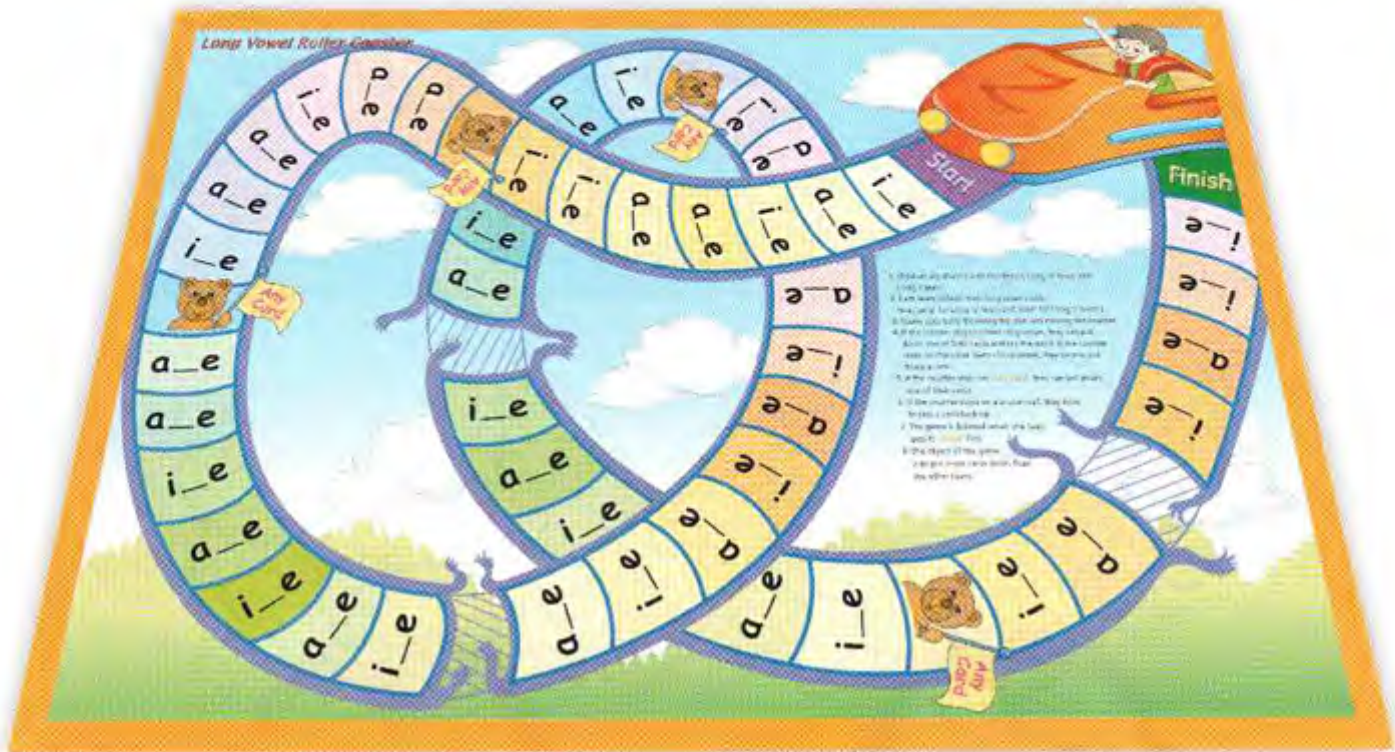
**What's in the pine?**

A five, a five, a five is in the pine.  
A dime, a dime, a dime is in the pine.



## Long Vowel Roller Coaster

Play



### How to play

(See page 93.)

1. Children are divided into two teams, *Long 'a'* team and *Long 'i'* team.
2. Each team collects their long vowel cards, (e.g. 'cane' for Long 'a' team and 'bike' for Long 'i' team.)
3. Teams take turns throwing the dice and moving the counter.
4. If the counter stops on their long vowel, they can put down one of their cards and say the word. If the counter stops on the other team's long vowel, they cannot put down a card.
5. If the counter stops on 'Any Card', they can put down one of their cards.
6. If the counter stops on a broken rail, they have to pick a card back up.
7. The game is finished when one team gets to FINISH first.
8. The object of the game is to put more cards down than the other team.



Find and write

cake	bite	wipe	tape	five
name	tire	nine	cane	vase





Circle and write the words with long vowels.




The name of the boy is Dane.  
Mom and Dane bake a cake.



Dane has a big bite.  
Mom has a big bite, too.



It's nine.  
Dane likes to play a game.  
But, Mom says  
"Time for bed, Dane!"



Dane is on the pine bed.  
Dane says to Mom "Good night!"

a\_e

name

i\_e



Track 18 Listen and circle.



Winding path with words and illustrations:

- Words: cave, bike, time, mane, kite, case, dime, line, game, lake, bake, mike, five, pipe, date, vine, dive, lake, cape, wave.
- Illustrations: tree stumps, a pond, a garden, a lake, trees, a basket of fruit.
- Word 'bike' is circled in red.





Track 19 Listen and write.

mane

vase

tire

gate

fire



The five canes are in the \_\_\_\_\_.



The nine kites are on \_\_\_\_\_.



The man rides a bike to the \_\_\_\_\_.





The man hits the \_\_\_\_\_ with the bat.



The bug has a nap on the \_\_\_\_\_.

Track 20 Read along!



 Lion and  Panda have a bike.  
They go to the lake with a case.  
They sit by the lake.  
There are cups and a cake in the case.  
It's time to eat the cake!



A big wave comes. They are wet!  
Lion takes a cane and gets the cake.  
Lion wipes his mane.  
Panda puts the cake in the cups. Yum!



Listen and repeat.

Track 21

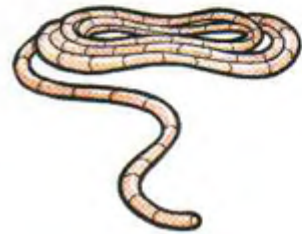
n

ose



r

ope



v

ote

**hop** has the short 'o' sound.**rope** has the long 'o' sound.



Track 22

Listen and repeat.

ose

nose



r ose



rose

ope

rope



h ope




hope

ote

vote



n ote



note




Find, circle and color.

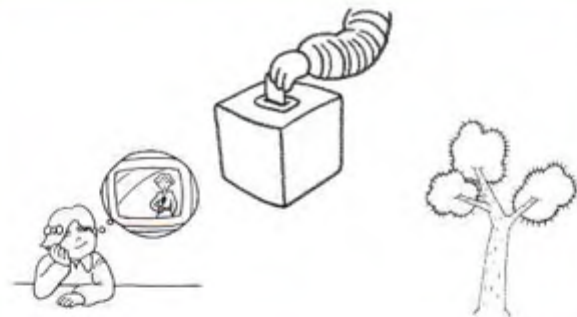
1 a n o s e n



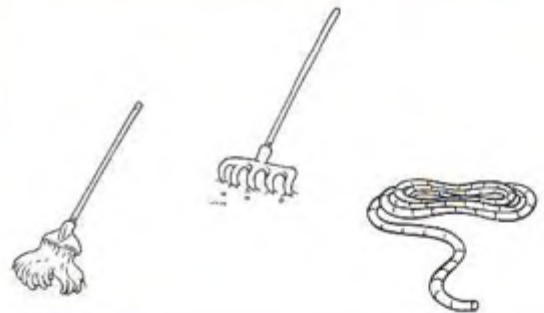
2 v o t e a n



3 n e h o p e



4 m o r o p e



5 e n o t e s






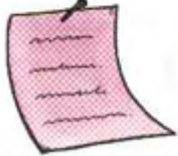


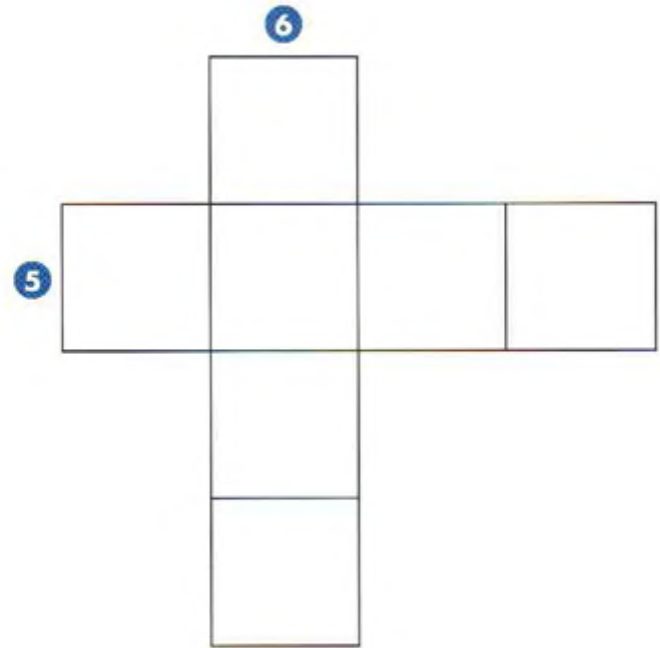
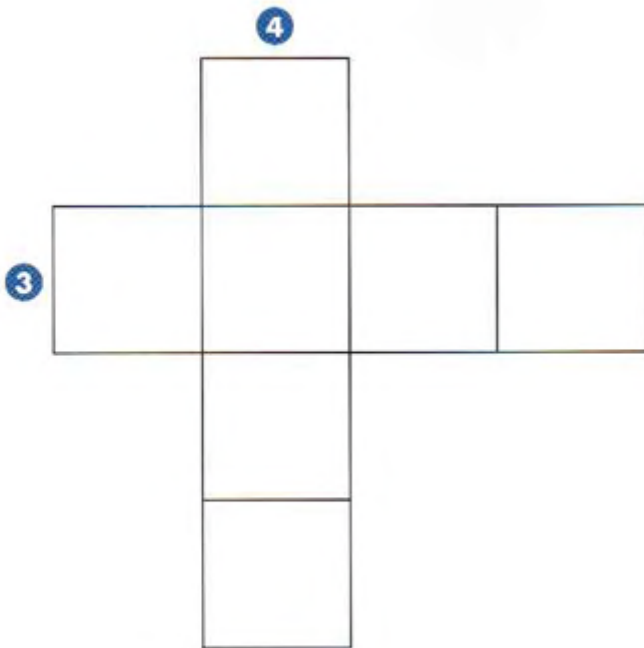
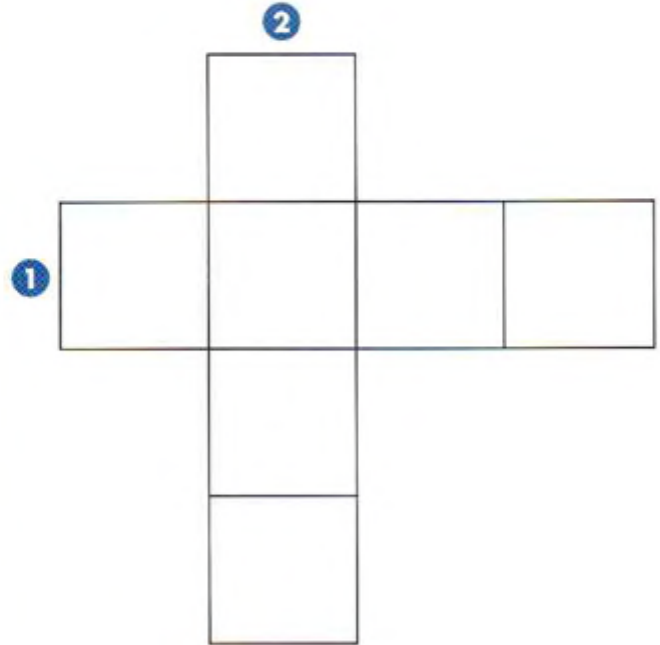
6 s o r o s e





Write the word in the puzzle.

Across →	Down ↓
1 	2 
3 	4 
5 	6 





Track 23

Listen, write and circle.


1

\_\_\_\_\_


\_\_\_\_\_

note

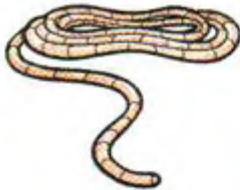
\_\_\_\_\_



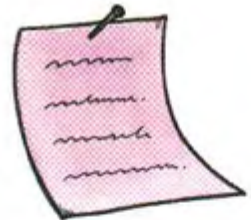
2



3



4



5



6







Read, find and write.

nose

rose

note

rope

1



a. The bike is under the vine.

b. The rose is under the vine.


2



a. The cane is on the hut.

b. The \_\_\_\_\_ is on the hut.

3



a. The tape is in the box.

b. The \_\_\_\_\_ is in the box.

4



a. The pig has red lips. \_\_\_\_\_

b. The pig has a red \_\_\_\_\_.



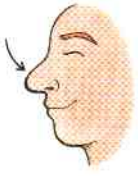
Track 24 Read along!

She sees a rose and a note.  
She puts the rose up to her nose.  
Oh! There is a bug!





Trace and write.

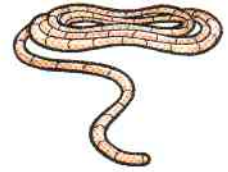


nose



rose


rope



hope



vote



note



Track 25 Listen and repeat.

c one



p ole



h ome

**pot** has the short 'o' sound.**pole** has the long 'o' sound.



Track 26 Listen and repeat.

one

cone



b one



bone

ole

pole



h ole



hole

ome

home



d ome



dome



Find, circle and color.

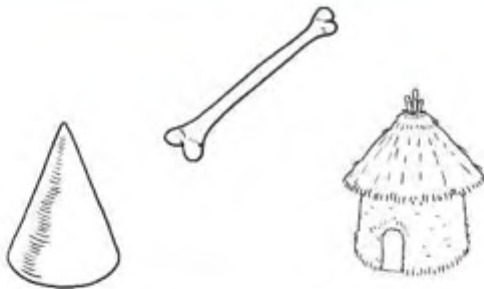
1 n a h o m e



2 a p o l e c



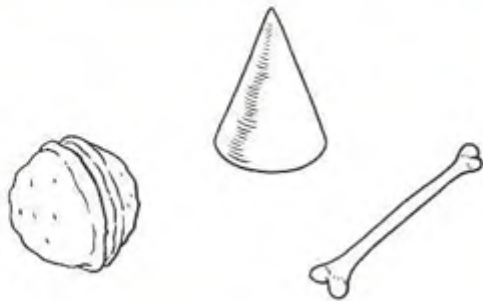
3 k e b o n e



4 d o m e h e



5 o c o n e b









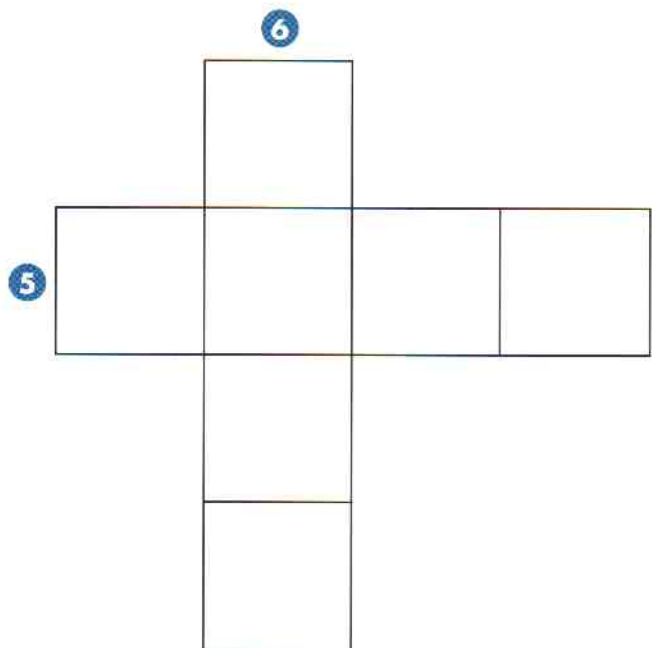
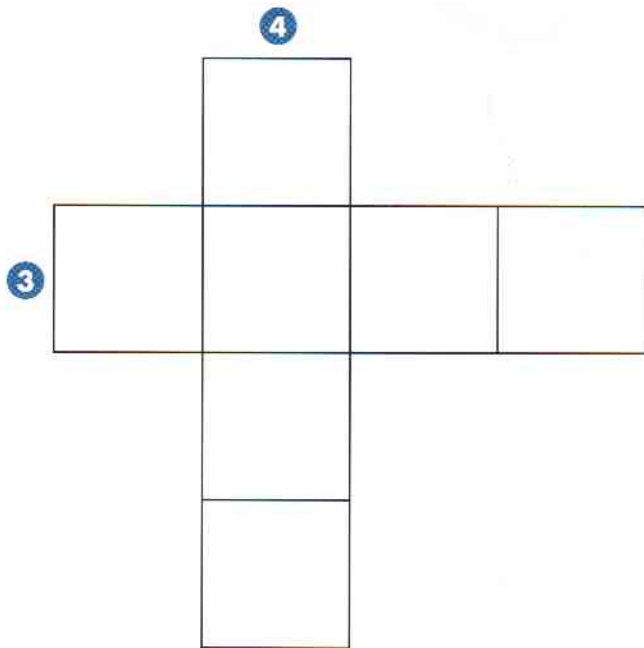
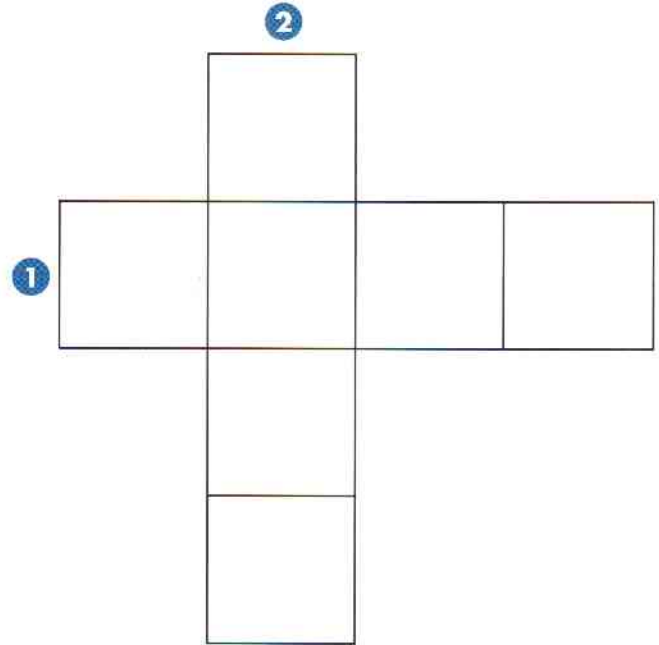
6 h o l e t u





Write the word in the puzzle.


Across →	Down ↓
1 	2 
3 	4 
5 	6 





Track 27 Listen, write and circle.

1



2



3



4



5



6



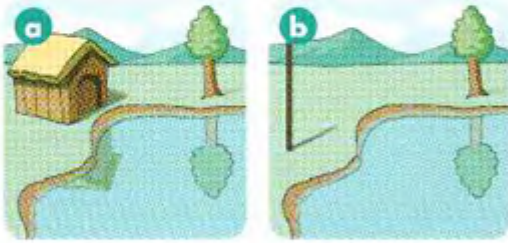




Read, find and write.

home      bone      hole      pole

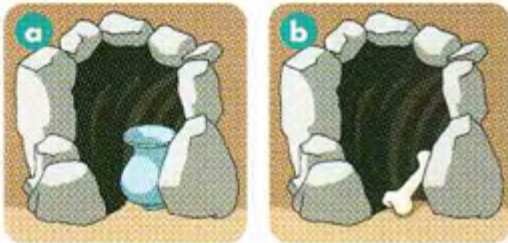
1



a. The hut is by the lake.

b. The \_\_\_\_\_ is by the lake.


2



a. The vase is in the cave.

b. The \_\_\_\_\_ is in the cave.


3



a. Jake is at the gate.

b. Jake is at \_\_\_\_\_.

4



a. The bug runs to the cave.

b. The bug runs to the \_\_\_\_\_.

Track 28 Read along!

The pup has a bone.  
He puts the bone in the hole.  
The hole is the home of a fox!





Trace and write.



cone




bone


pole



hole



home




dome





Track 29 Listen and repeat.

c ube



J une

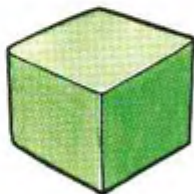
 **sun** has the short 'u' sound. **June** has the long 'u' sound.



Track 30 Listen and repeat.

ube

cube



t ube



tube

une

June



t une



tune

d une



dune

m ule



mule

f use



fuse

c ute



cute



Read and match.

1



• mule



• dune

2



• tube

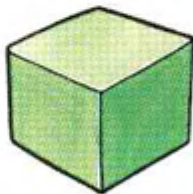


• tune

3



• fuse



• cube

4



• cute



• June



Find, circle and write.

cube  
tune  
fuse  
tube  
dune  
cute

t	u	b	e	d	i
c	k	h	f	u	j
p	u	t	u	n	e
g	o	b	s	e	m
c	u	t	e	l	q

1



fuse

2



\_\_\_\_\_

\_\_\_\_\_

\_\_\_\_\_

3



\_\_\_\_\_

\_\_\_\_\_

\_\_\_\_\_

4

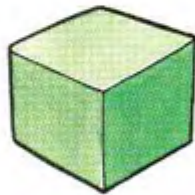


\_\_\_\_\_

\_\_\_\_\_

\_\_\_\_\_

5



\_\_\_\_\_

\_\_\_\_\_

\_\_\_\_\_

6



\_\_\_\_\_

\_\_\_\_\_

\_\_\_\_\_

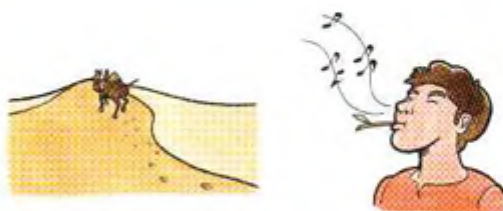


Track 31 Listen, write and circle.

1




2




3




4



5



6





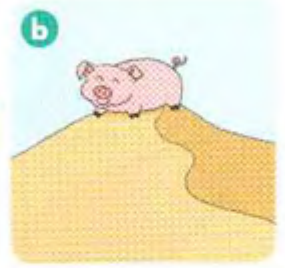


Write the common word for each number.

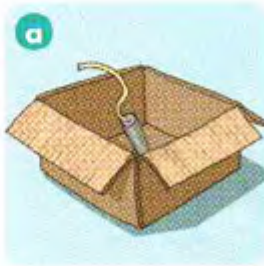
1




2



3



4



dune

cute

fuse

mule

1 The cape is cute. The cute pup is on the mat.

2 The \_\_\_\_\_ is very big. A pig is on the \_\_\_\_\_.

3 There is a \_\_\_\_\_ in the box. The fox has a \_\_\_\_\_.

4 The \_\_\_\_\_ has a pan. The bugs sit on the \_\_\_\_\_.

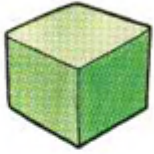
Track 32 Read along!



The mule sits on the dune.  
There is a tube.  
He likes the tune.



Trace and write.



cube



tube

June



tune



dune



mule



fuse



cute



Track 33 Let's chant!

What's in the cone?  
A nose, a nose,  
a nose is in the cone.  
A rope, a rope,  
a rope is in the cone.  
A bone, a bone,  
a bone is in the cone.

What's in the cube?  
A mule, a mule,  
a mule is in the cube.  
A fuse, a fuse,  
a fuse is in the cube.  
A dune, a dune,  
a dune is in the cube.




## Long Vowel Maze

**Long Vowel Maze**


**START**

**FINISH**

1. Divide the cards into two groups (long 'o' and long 'u') and pile them up.
2. Throw the dice and move the counter in any direction.
3. If the counter stops on 'o-e', students can take a card from the long 'o' pile and say the word. If the counter stops on 'u-e', students can take a card from the long 'u' pile and say the word.
4. If the counter stops on 'o-e/u-e', they can take two cards, one 'o' and one 'u', and say the words.
5. If the counter stops on , they have to put down a card.
6. The game is finished when one team gets out of the maze first.
7. The object of the game is to collect more cards than the other team.

### How to play

(See page 94.)

1. Divide the cards into two groups (Long 'o' and Long 'u') and pile them up.
2. Throw the dice and move the counter in any direction.
3. If the counter stops on o-e, students can take a card from the long 'o' pile and say the word. If the counter stops on u-e, students can take a card from the long 'u' pile and say the word.
4. If the counter stops on o-e/u-e, they can take two cards, one 'o' and one 'u', and say the words.
5. If the counter stops on , they have to put down a card.
6. The game is finished when one team gets out of the maze first.
7. The object of the game is to collect more cards than the other team.



Find and write

nose	cube	rope	tune	mule
vote	cone	fuse	home	cute

Long "o"


Blank handwriting practice area with multiple sets of blue, dashed, and red lines.

Long "u"


Blank handwriting practice area with multiple sets of blue, dashed, and red lines.




Circle and write the words with long vowels.



A red rose is on the dune.  
The mule says "I like the rose!"



A big bone is with tubes.  
The cute dog says "I like the bone!"



The mule comes home  
with the rose.  
The dog hides the bone  
in the hole.

o\_e

\_\_\_\_\_

-----

\_\_\_\_\_

-----

\_\_\_\_\_

-----

\_\_\_\_\_

-----

\_\_\_\_\_

-----

\_\_\_\_\_

-----

u\_e

\_\_\_\_\_

-----

\_\_\_\_\_

-----

\_\_\_\_\_

-----

\_\_\_\_\_

-----

\_\_\_\_\_

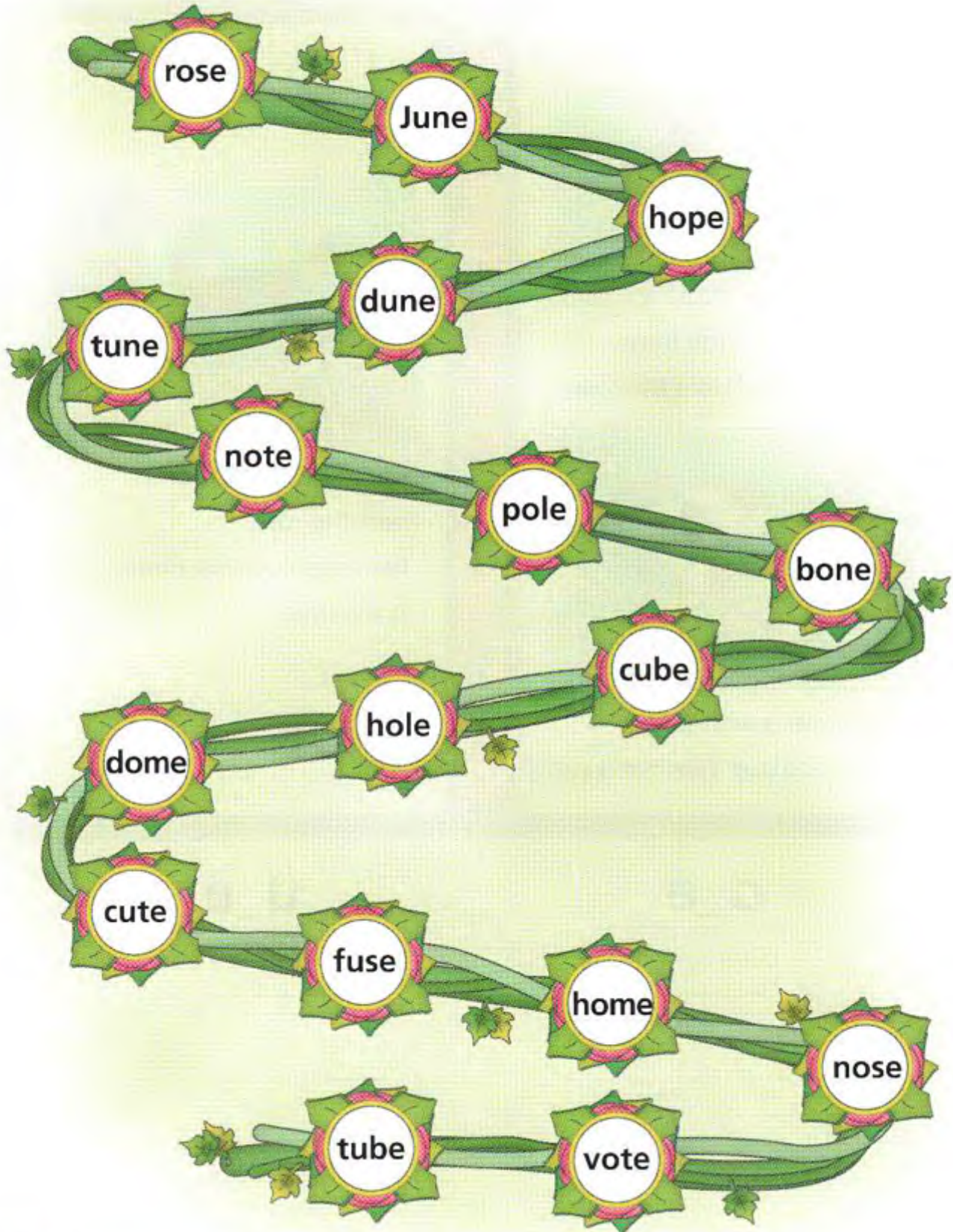
-----

\_\_\_\_\_

-----



Track 34 Listen and color.





Track 35 Listen and write.


fuse      nose      cone      cube      note



The dog hits the \_\_\_\_\_ with the  
bone.



The \_\_\_\_\_ is on the cake.




The \_\_\_\_\_ is on the pole.




The man has a red \_\_\_\_\_.




The man cuts the \_\_\_\_\_.

 Track 36 Read along!

Here is a  mouse.  
This is a mouse's home.  
The mouse is in the dome.  
There is a bed and a cup.  
The mouse goes in a hole.  
He is in a tube.

Now the mouse is in a cube.  
The mouse sees a cone.  
He puts his nose in the cone.  
There is a nut!  
The mouse bites the nut.  
The mouse is cute!



# CHALLENGE

Play



Catch you

u\_i\_e

o\_i\_e

u\_e

o\_e

u\_e

i\_e

o\_e

a\_e

o\_e

i\_e

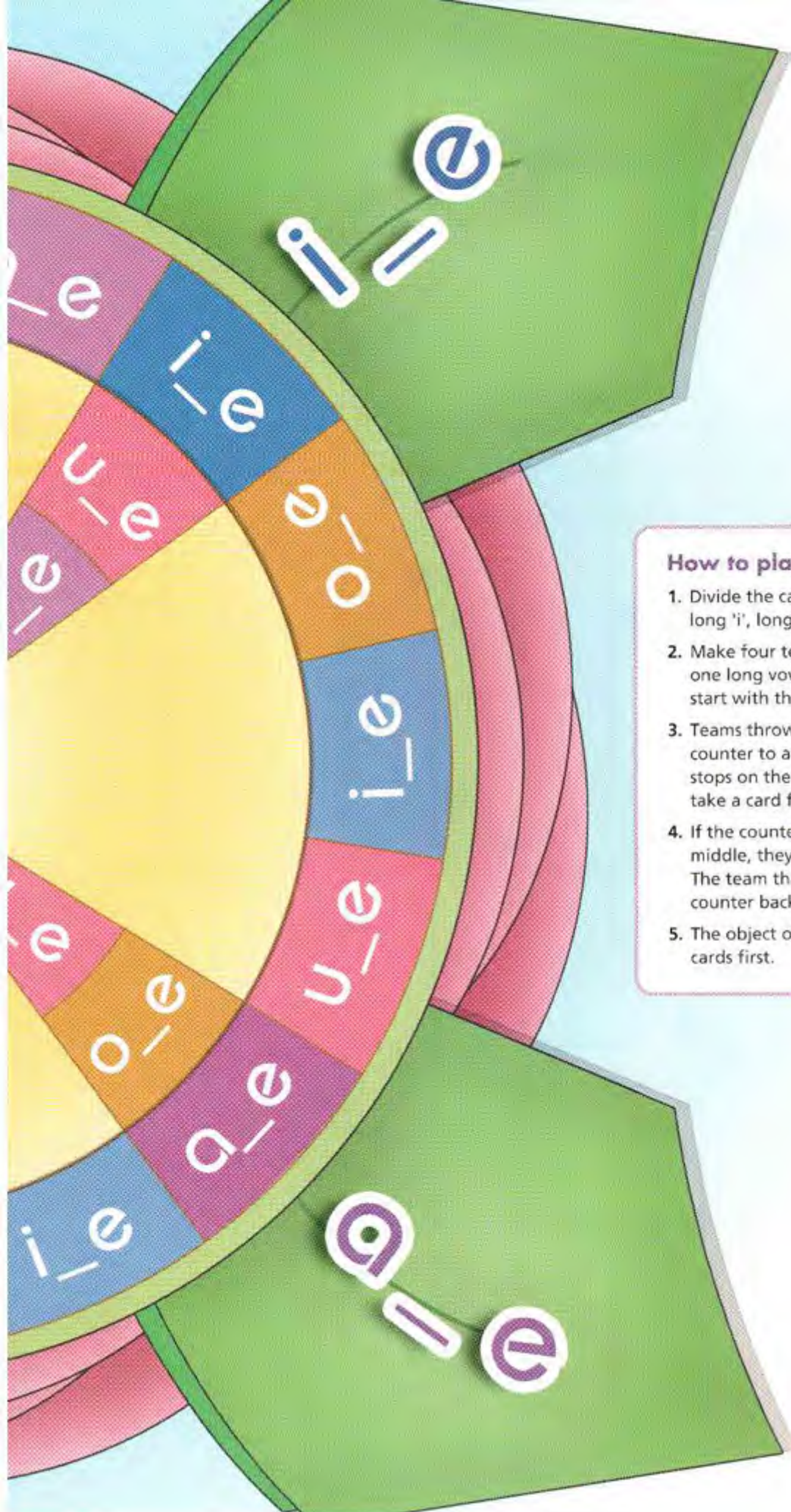
o\_e

i\_e

o\_e

u\_e

a\_e



### How to play

1. Divide the cards into four groups (long 'a', long 'i', long 'o,' long 'u') and pile them up.
2. Make four teams. Each team is assigned one long vowel and puts a counter on the start with the assigned long vowel.
3. Teams throw the dice and move the counter to any direction. If the counter stops on the team's long vowel, they can take a card from their pile and say a word.
4. If the counter stops on the butterfly in the middle, they catch one of the other teams. The team that is caught must move their counter back to START.
5. The object of the game is to collect 10 cards first.

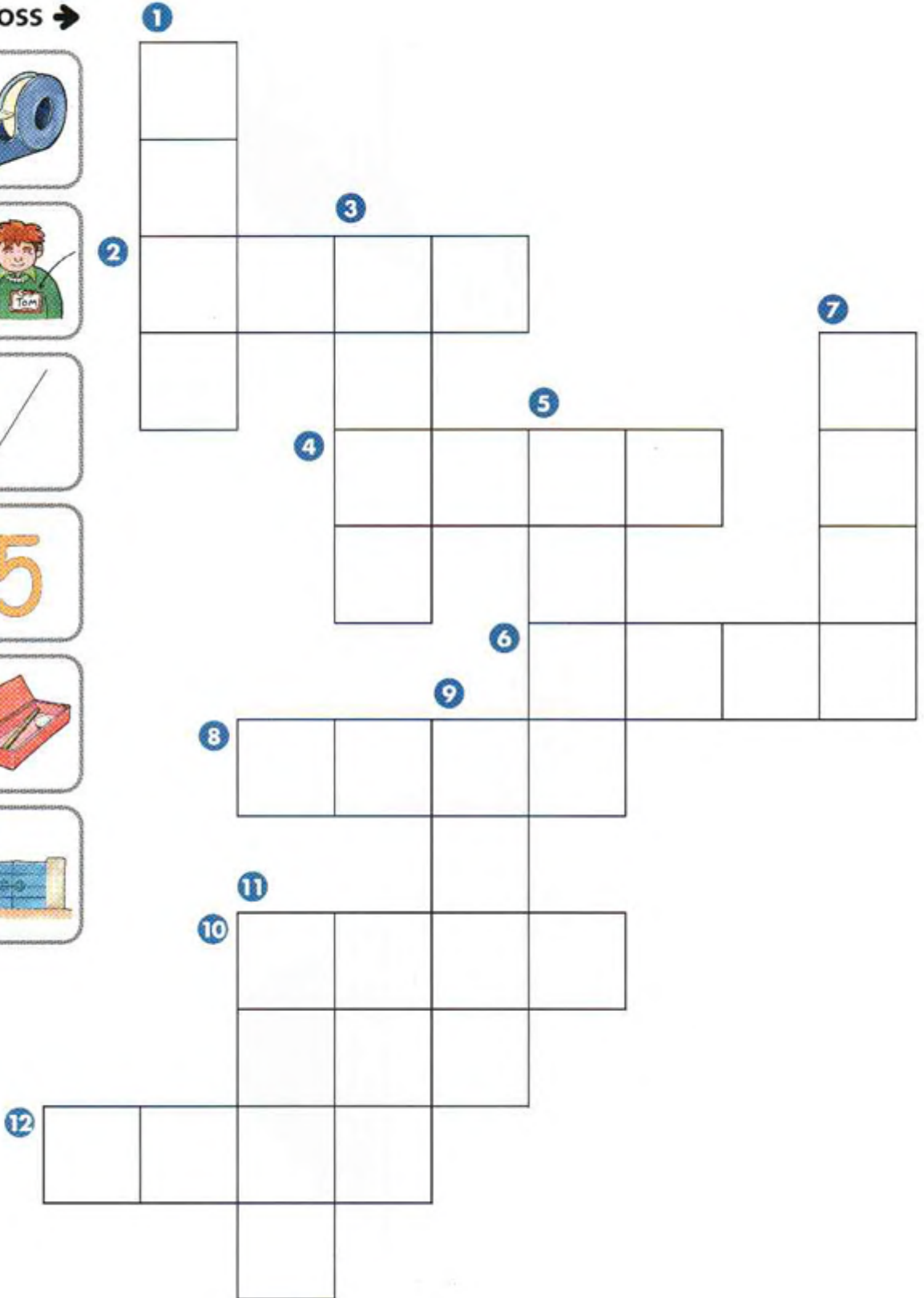
# CHALLENGE



Write the word in the puzzle.

Read & Do

Down ↓ Across →







Read and write.



The cave is by the lake.  
Kim rides a bike to the cave.



There is a fuse in the box.  
One dime is in the hole.



Kim runs home  
with the dime.  
Kim hums a nice tune.

- 1 The \_\_\_\_\_ is by the lake.
- 2 There is a \_\_\_\_\_ in the box.
- 3 One \_\_\_\_\_ is in the \_\_\_\_\_.
- 4 Kim runs \_\_\_\_\_ with the dime.

# CHALLENGE



Track 37 Listen and circle.

case tube hope  
vine tape five dime nose  
dive fuse line  
vote gate cape dome

How many cubes?  
How many cones?





Track 38

Listen, write and find a picture.

1 The cute bug sits in the \_\_\_\_\_.

b


2 The man in a \_\_\_\_\_ runs with the \_\_\_\_\_.



3 There are nine \_\_\_\_\_s on the \_\_\_\_\_.



4 The men \_\_\_\_\_ the \_\_\_\_\_.





# CHALLENGE



Track 39 Read along!

There is a  gorilla in the zoo.  
Her name is June.  
June hopes to get a cone.  
She gets five tires and a pole.  
Oh! She goes over!  
There is a  tiger!



June goes up the pine.  
She gets a vine.  
The  alligator bites the vine!  
June opens the gate.  
She runs to the man.  
"It's OK, June. Here is a cone."  
Time to go home.





Track 40

Listen and check the right word. (1~3)

e.g.



a

bike



bake

c

cake

1



a

time

b

dive

c

dime

2



a

rope

b

hope

c

rose

3



a

dune

b

tune

c

tube



Track 41

Listen and check the right word for the picture. (4~6)

e.g.



4



5



6





Track 42 Listen and write the missing letters. (7~12)

e.g.

 ➔ p i n e

7

 ➔ **b**     **n**    

8

 ➔ **c**     **t**    

9

 ➔     **a**     **e**

10

 ➔     **a**     **e**

11

 ➔     **i**     **e**

12

 ➔     **a**     **e**



Track 43 Listen and check the right sentence. (13~15)

e.g.

- a The mike is on the gate.
- b The vine is on the gate.

- 13
- a The red cape is on the pine.
  - b The red kite is on the pine.

- 14
- a The bug runs to the cave.
  - b The bug runs to the hole.

- 15
- a The pole is by the lake.
  - b The hut is by the lake.





Check the right word for the picture. (16~18)

e.g.



- a rope     b date     c tape

16



- a vine     b mike     c bite

17



- a game     b gate     c kite

18



- a rose     b nose     c hose





Check the word which rhymes with the picture. (19~21)

e.g.



a cape

b vase

c cake

19



a fire

b pipe

c pole

20



a dome

b cone

c vote

21



a fuse

b mane

c June



Write the word for the picture. (22~27)

e.g.




\_\_\_\_\_ **note**

22



\_\_\_\_\_  
\_\_\_\_\_  
\_\_\_\_\_

23




\_\_\_\_\_  
\_\_\_\_\_  
\_\_\_\_\_

24



\_\_\_\_\_  
\_\_\_\_\_  
\_\_\_\_\_

25



\_\_\_\_\_  
\_\_\_\_\_  
\_\_\_\_\_

26



\_\_\_\_\_  
\_\_\_\_\_  
\_\_\_\_\_

27



\_\_\_\_\_  
\_\_\_\_\_  
\_\_\_\_\_



Write the missing word for each sentence. (28~30)

e.g.



The man has a red nose.

28



The five canes are in the \_\_\_\_\_.

29



The dog hits the cone with the \_\_\_\_\_.

30



The man rides a \_\_\_\_\_ to the gate.

## Long Vowel Roller Coaster (Review 1)

1. 전체를 Long 'a' 팀과 Long 'i' 팀으로 나눈다.
2. 각 팀은 해당되는 그림카드를 모은다. (예를 들어 'cane' 은 Long 'a' 팀의 카드가 되고 'bike' 는 Long 'i' 팀의 카드가 된다.)
3. 두 팀이 돌아가며 주사위를 던진 후 말을 옮겨놓는다.
4. 말이 도착한 곳의 장모음이 자기 팀의 장모음이면 가지고 있는 카드 중 하나를 내려놓을 수 있다. 이때 그 단어를 말해야 한다. 말이 도착한 곳의 장모음이 상대팀의 장모음이면 해당되는 장모음 단어 하나를 말하며 말을 옮겨 놓을 수는 있으나 카드를 내려놓을 수는 없다.
5. 말이 'Any Card'에 도착하면 어떤 카드든지 하나를 말하며 내려놓을 수 있다.
6. 말이 도착한 곳에 레일이 끊어져 있으면 바닥에 있는 카드 중 하나를 도로 가져가야 한다.
7. 한 팀이 FINISH에 도착하게 되면 게임이 끝난다.
8. 게임을 끝냈을 때 카드를 많이 내려놓은 팀이 이긴다.

## Long Vowel Maze (Review 2)

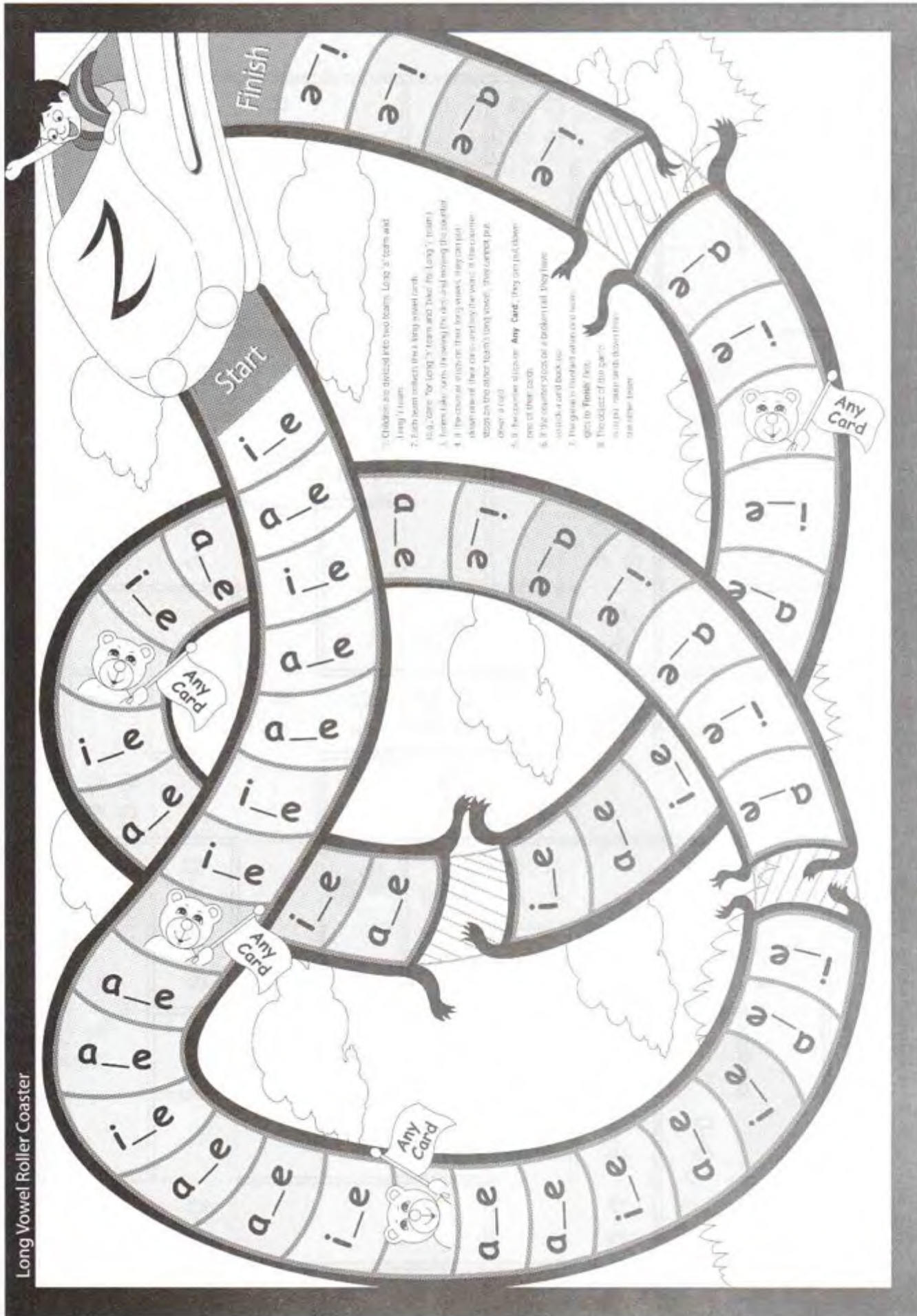
1. 카드를 Long 'o' 그룹과 Long 'u' 그룹으로 나누어 각각 쌓아 놓는다.
2. 주사위를 던져 어느 방향으로든지 말을 이동시킨다.
3. 말이 o-e에 도착하면 Long 'o' 카드에서 한 장을 가져갈 수 있고 말이 u-e에 도착하면 Long 'u' 카드에서 한 장을 가져갈 수 있다. 카드를 가져갈 때는 그 단어를 말해야 한다.
4. 말이 o-e/u-e에 도착하면 Long 'o' 카드와 Long 'u' 카드를 각각 한 장씩 가져갈 수 있다. 이때도 역시 그 단어를 말하며 카드를 가져가도록 한다.
5. 말이 <폭탄 그림>에 도착하면 카드를 한 장 내려놓아야 한다.
6. 한 팀이 먼저 미로를 빠져나오면 게임이 끝난다.
7. 카드를 많이 모으는 팀이 이긴다.

## Catch You! (Challenge)

1. 카드를 Long 'a', Long 'i', Long 'o', Long 'u'의 네 그룹으로 나누어 각각 쌓아둔다.
2. 전체를 네 팀으로 나누고 각 팀에 각각 장모음 하나씩을 지정해준다. 각 팀은 해당 장모음에 자기 팀의 말을 놓는다.
3. 주사위를 던진 다음 말을 어느 방향으로든지 이동시킨다. 말이 자기 팀의 장모음에 도착하게 되면 해당 장모음 카드에서 하나를 가져갈 수 있다. 이 때 그 단어를 말해야 한다.
4. 말이 가운데 있는 나비 그림에 도착하게 되면 나머지 세 팀 중 어느 한 팀을 잡을 수 있고 잡힌 팀은 말을 START로 옮겨놓아야 한다.
5. 10 장의 카드를 먼저 모으는 팀이 이긴다.

## Answer Key for Test

1. c 2. a 3. b 4. c 5. b 6. a 7. o, e 8. u, e 9. g, m 10. r, k 11. t, m  
 12. w, v 13. <a> 14. <a> 15. <b> 16. <a> 17. <b> 18. <b> 19. <a>  
 20. <b> 21. <c> 22. lake 23. cube 24. rope 25. gate 26. name 27. nine  
 28. vase 29. bone 30. bike



1. Children are divided into two teams. Long 'i' team and long 'e' team.
2. Each team selects the long vowel card.
3. Big 'cars' for long 'i' team and 'big' for long 'e' team.
4. Lines like cars (the way) the die and moving the car into the circle.
5. If the car is in the circle then long vowel, they can get advantage of their car and say the vowel. If the car is not in the circle then they say the vowel. They cannot put down a card.
6. If the car is in the circle, they can put down one of their cards.
7. If the car is not in the circle, they have to pick a card back to the circle.
8. The game is finished when all the cards are in the 'Any Card' sign.
9. The subject of this game is to say the vowel and say down the card.

Long Vowel Maze

**START**

**FINISH**



1. Divide the cards into two groups (long 'o' and long 'u') and pile them up.
2. Throw the dice and move the counter in any direction.
3. If the counter stops on 'u-e', students can take a card from the long 'u' pile and say the word. If the counter stops on 'o-e', students can take a card from the long 'o' pile and read the word.
4. If the counter stops on 'u-e-o-e', they can take two cards, one 'u' and one 'e', and say the words.
5. If the counter stops on a bomb, they have to put down a card.
6. The game is finished when one team gets out of the maze first.
7. The object of the game is to collect more cards than the other team.

**bake**

**rake**

**lake**

**cake**

**wave**

**cave**

**cape**

**tape**

**date**

**gate**

**game**

**name**

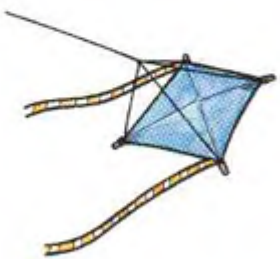
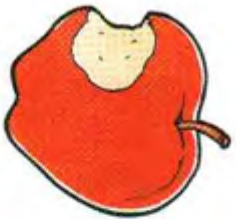


**case**

**vase**

**mane**

**cane**

# Picture Cards





**vine**

**line**

**pine**

**nine**

**mike**

**bike**

**dime**

**time**

**dive**

**five**

**tire**

**fire**



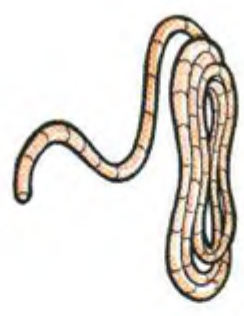
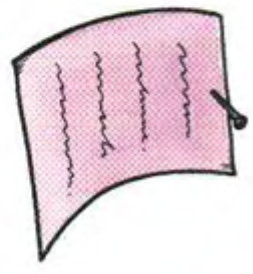


**kite**

**bite**

**wipe**

**pipe**

# Picture Cards



Use these picture cards for playing games.

**hope**

**rope**

**rose**

**nose**

**bone**

**cone**

**note**

**vote**

**dome**

**home**

**hole**

**pole**

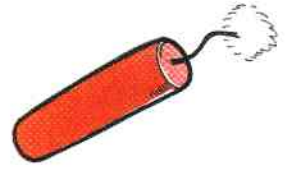


**tune**

**June**

**tube**

**cube**

# Picture Cards



Use these picture cards for playing games.

**cute**

**fuse**

**mule**

**dune**

--	--	--	--

--	--	--	--

--	--	--	--

--	--	--	--

# Picture Cards

