

# Oxford Phonics World 1

with 2 interactive  
Multi-ROMs

The Alphabet

Kaj Schwermer  
Julia Chang  
Craig Wright

OXFORD





# Oxford Phonics World 1

The Alphabet


Kaj Schwermer Julia Chang Craig Wright



OXFORD  
UNIVERSITY PRESS

# The Alphabet

## Unit 1

Aa Bb Cc  .....4

Aa..... apple ax ant alligator

Bb..... bear bird bed banana

Cc..... cat cup car computer

**Story** .....11

## Unit 2

Dd Ee Ff  .....12

Dd..... dog desk doll duck


Ee..... egg elbow envelope elephant

Ff..... fish fan farm fork


**Story** .....19

## Review 1

**Song**  .....20

**Game**  .....23

## Unit 3

Gg Hh Ii  .....24

Gg..... gorilla goat gift girl

Hh..... horse hat house hot dog

Ii..... insect ink igloo iguana

**Story** .....31

## Unit 4

Jj Kk Ll  .....32


Jj..... jet jam juice jacket


Kk..... kangaroo key king kite

Ll..... lion lamp leaf lemon

**Story** .....39


## Review 2

**Song**  .....40

**Game**  .....43





**Unit 5****Mm Nn Oo**  .....44

Mm ..... monkey milk money mouse

Nn ..... nut net nest nose




Oo ..... octopus ox olive ostrich

**Story** .....51**Unit 6****Pp Qq Rr**  .....52

Pp ..... peach pen panda pineapple

Qq ..... queen quiz quilt question

Rr ..... rabbit rose rice robot

**Story** .....59**Review 3****Song**  .....60**Game**  .....63**Unit 7****Ss Tt Uu Vv**  .....64

Ss ..... seal sun soap socks

Tt ..... turtle tent tiger teacher

Uu ..... umbrella up uncle umpire

Vv ..... van vet vest violin




**Story** .....73**Unit 8****Ww Xx Yy Zz**  .....74

Ww ..... wolf web water watch

Xx ..... fox box six wax

Yy ..... yo-yo yak yogurt yacht

Zz ..... zipper zero zoo zebra

**Story** .....83**Review 4****Song**  .....84**Game**  .....87**The Alphabet Song**  .....88**Student Cards** .....89**Certificate** ..... 103



**A** Listen and repeat. disc 1  
**03**



angry apple

**B** Listen, point, and repeat. disc 1  
**04**

1.



2.



3.




4.






**C** Trace, write, and say.



**D** Listen. Then write Aa or cross it out. disc 1 05



**E** Listen and chant. disc 1 06








**A** Listen and repeat. disc 1 07



big bear

**B** Listen, point, and repeat. disc 1 08












**A** Listen and repeat. disc 1  
**10**



cool cat

**B** Listen, point, and repeat. disc 1  
**11**

1.



2.



3.



4.









**A** Which ones begin with the same sound? Circle.

1.



2.



3.



**B** Listen and circle.

disc 1  
13

1.



C B A  
b a c

2.



A B C  
a c b

3.



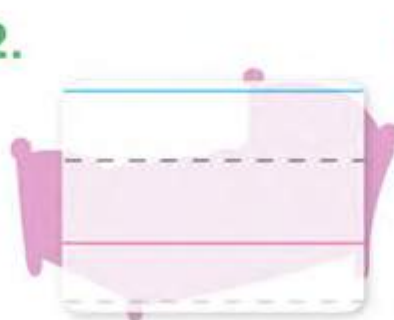
B A C  
c b a

**C** Write.

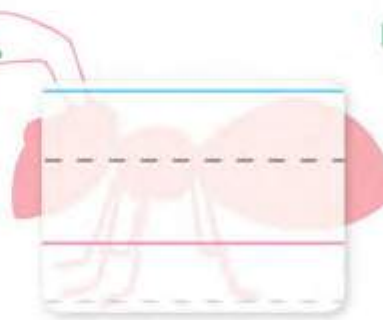
1.



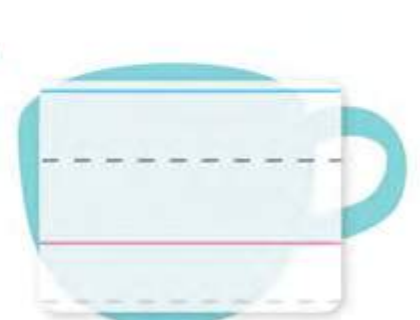
2.



3.



4.





D Look and listen. Read along. disc 14



Sight words: an a it is






A Listen and repeat. disc 1  
15



dizzy dog

B Listen, point, and repeat. disc 1  
16





**C** Trace, write, and say.

D

d

**D** Which one begins with the **d** sound? Listen and circle.

disc 1  
17

1.

2.

3.

4.

**E** Listen and chant.


disc 1  
18

A .





A Listen and repeat. disc 1  
19



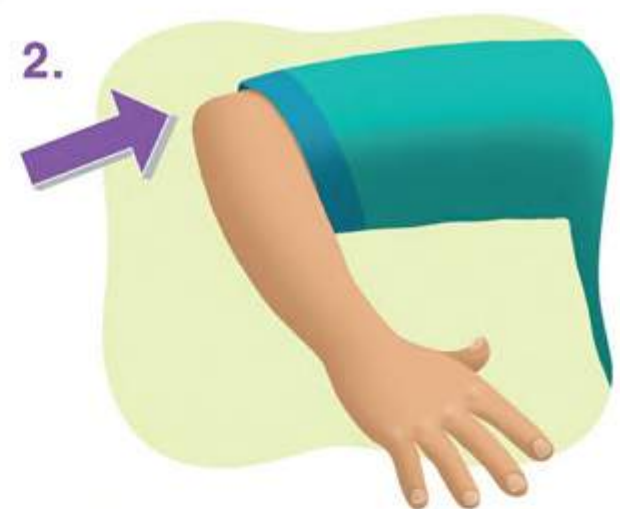
energetic egg

B Listen, point, and repeat. disc 1  
20

1.




2.



3.

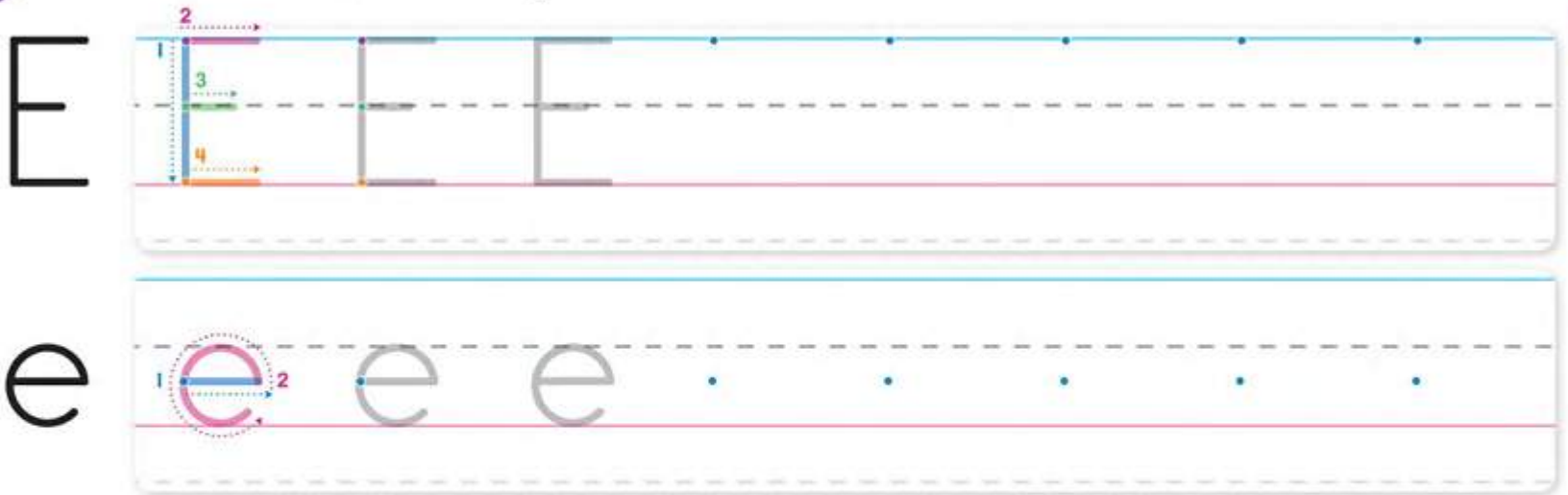


4.

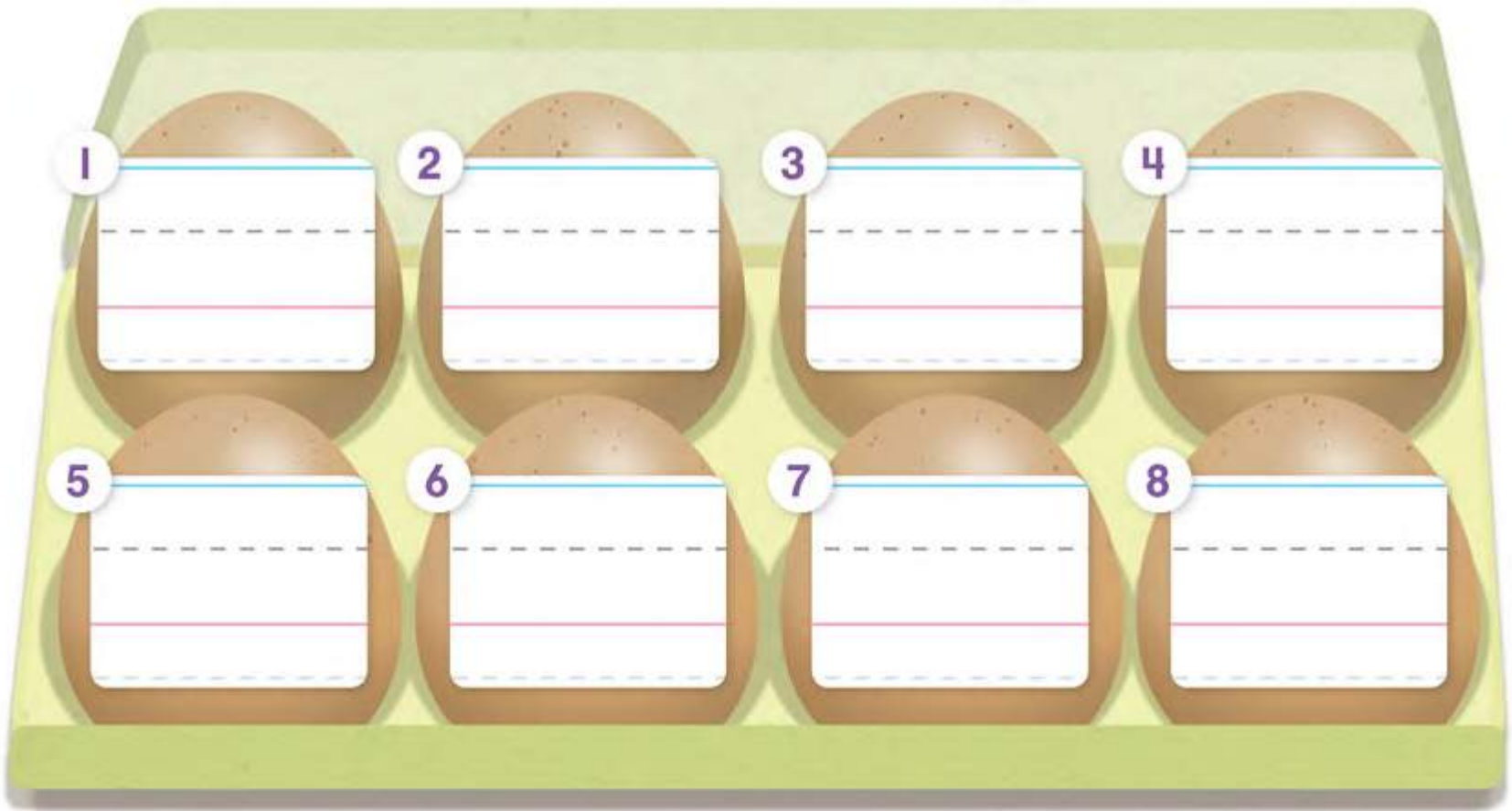




**C** Trace, write, and say.



**D** Listen. Then write Ee or cross it out. disc 1 21



**E** Listen and chant. disc 1 22





A Listen and repeat. disc 1  
23



funny fish

B Listen, point, and repeat. disc 1  
24





**C** Trace, write, and say.

Tracing practice for uppercase 'F' and lowercase 'f'. The first row shows uppercase 'F' with stroke order arrows: 1 (vertical down), 2 (top horizontal right), and 3 (middle horizontal right). The second row shows lowercase 'f' with stroke order arrows: 1 (curved down) and 2 (horizontal crossbar right). Each letter is followed by a dashed line for tracing and a blank space for independent writing.

**D** Match and write.

Matching exercise with four items: 1. A colorful fan, 2. A goldfish, 3. A silver fork, and 4. A farm scene. Lines connect the fan to the fan illustration, the goldfish to the goldfish illustration, and the fork to the fork illustration. Below each item is a writing box with a dashed line and a faint illustration of the item for tracing.

**E** Listen and chant.  disc 1 25 

Listening and chanting activity. A dashed line with musical notes connects a farm scene, a fan, a fork, and a goldfish. A speech bubble says "It is a .






**A** Which ones begin with the same sound? Circle.

1.



2.



3.



**B** Listen and circle. disc 1  
26

1.



D F E  
e f d

2.



E D F  
d f e

3.



F D E  
e d f

**C** Listen and write. disc 1  
27

1.



2.



3.





4.





D Look and listen. Read along. disc 1  
28



Sight words: I see have





# Review 1

Aa Bb Cc Dd Ee Ff

Song

A Look and listen. Sing along.

disc 1  
29

B



Aa


Bb



**B** Listen, circle, and write.

disc 1  
30

1.

1.    

2.

2.    

3.

3.    

4.

4.    

5.



5.    

6.













6.    



**C** Listen. Do you hear the same sound? Draw 😊 or ☹️. disc 1  
31



**D** Match and say.

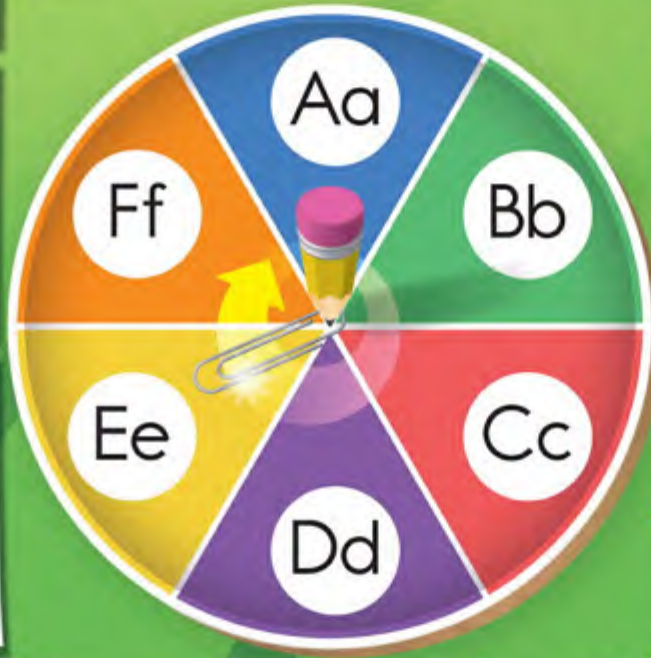
1. C			• a
2. F			• f
3. B			• e
4. D			• c
5. A			• b
6. E			• d





E Play the game.

Start



End





A Listen and repeat. disc 1  
32



good gorilla

B Listen, point, and repeat. disc 1  
33

1.



2.



3.

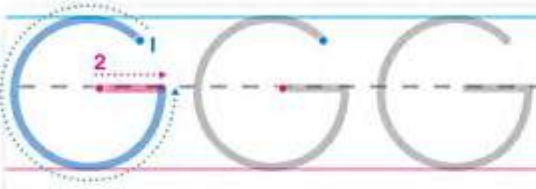



4.













**C** Trace, write, and say.




G  





**D** Which one begins with the **g** sound? Listen and circle.

disc 1  
34

1.    


2.    

3.    

4.    

**E** Listen and chant.

disc 1  
35

I see a  .









A Listen and repeat. disc 1  
36



happy horse

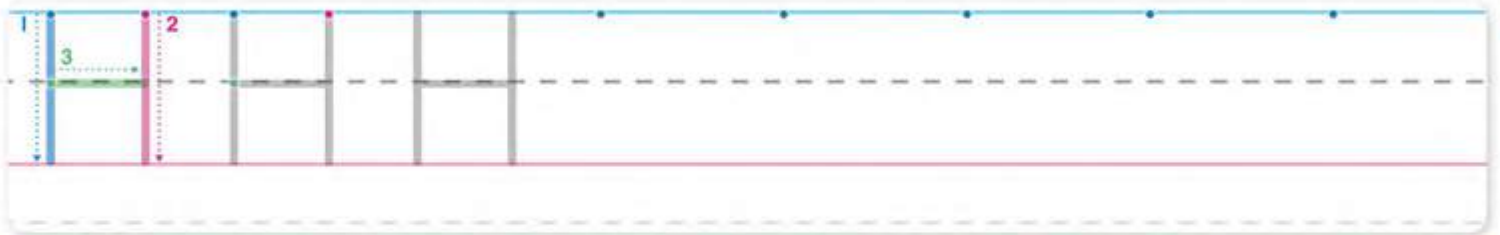
B Listen, point, and repeat. disc 1  
37





**C** Trace, write, and say.

H



h



**D** Listen and write. Then match.

disc 1  
38



**E** Listen and chant.

disc 1  
39

It is a







A Listen and repeat. disc 1  
40



interesting insect

B Listen, point, and repeat. disc 1  
41






**C** Trace, write, and say.




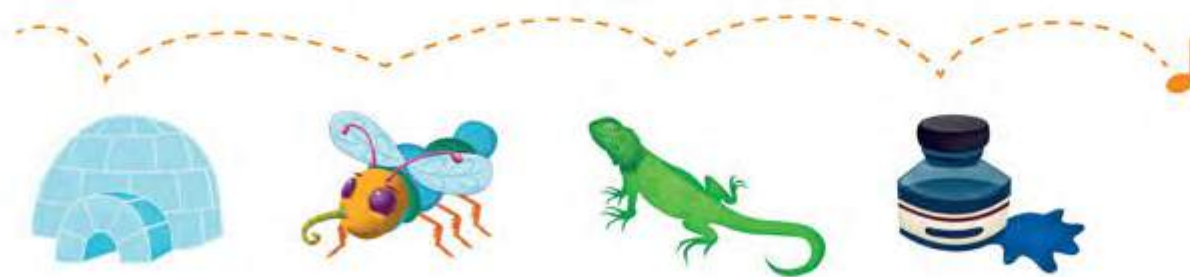
**D** Which ones begin with the **i** sound? Trace and color.



**E** Listen and chant.



I have an .





**A** Which ones begin with the same sound? Circle.

1.



2.



3.



**B** Listen and circle. disc 1  
**43**

1.



I G H  
g h i

2.



G I H  
i h g

3.



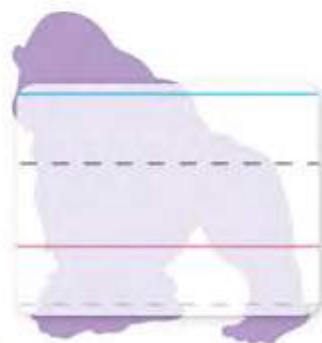
H G I  
h i g

**C** Write.

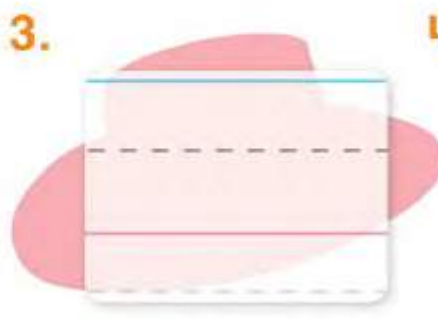
1.



2.



3.



4.





**D** Look and listen. Read along. disc 1  
44



**Sight words:** want this my



**A** Listen and repeat. disc 1  
**45**



# Jj

jumbo jet

**B** Listen, point, and repeat. disc 1  
**46**

1.



2.



3.



4.





**C** Trace, write, and say.




**D** Connect. Then write Jj.



**E** Listen and chant.



I want .





A Listen and repeat. disc 1  
48



kicking kangaroo

B Listen, point, and repeat. disc 1  
49






**C** Trace, write, and say.

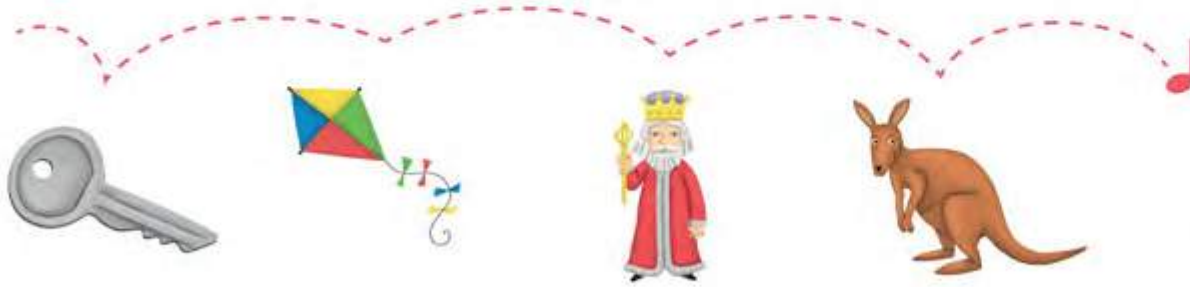


**D** Listen. Then write Kk or cross it out. disc 1  
50



**E** Listen and chant. disc 1  
51

This is a  .







A Listen and repeat. disc 1  
52



lazy lion

B Listen, point, and repeat. disc 1  
53

1.




2.



3.



4.











**C** Trace, write, and say.



Handwriting practice lines for the letter 'L'. The first row shows a large 'L' with stroke order: 1 (vertical line down), 2 (horizontal line right). Below it are two rows of empty handwriting lines for practice.

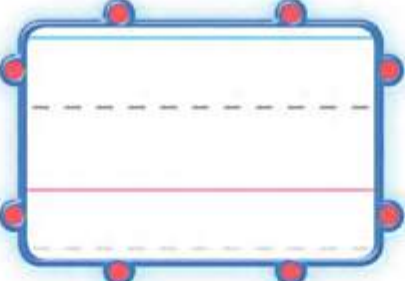
**D** Write Ll. Then match.

1.  2. 


3.  4. 

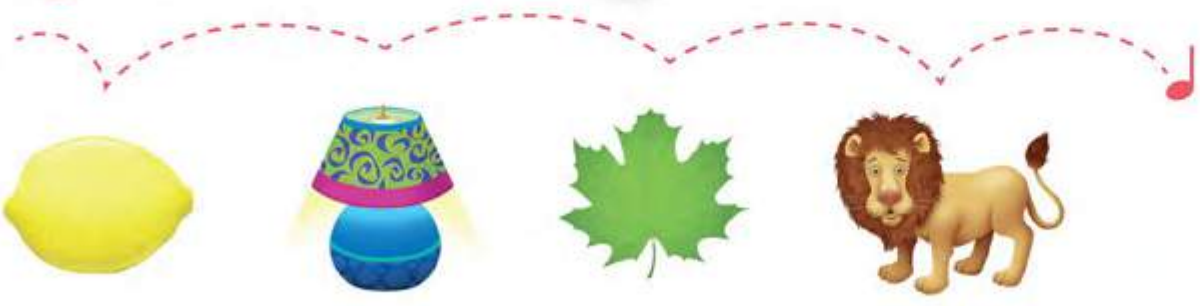
5.  6. 

7.  8. 



**E** Listen and chant.  disc 1 54

This is my .





**A** Which ones begin with the same sound? Circle.

1.



2.



3.



**B** Listen and circle. disc 1  
**55**

1.



K L J  
l k j

2.



J K L  
k l j

3.



L J K  
j l k

**C** Listen and write. disc 1  
**56**

1.

Blank writing lines for item 1.

2.

Blank writing lines for item 2.

3.

Blank writing lines for item 3.

4.

Blank writing lines for item 4.



**D** Look and listen. Read along. disc 1  
57



Sight words: that like the and





# Review 2

Gg Hh Ii Jj Kk Ll

Song

A Look and listen. Sing along.

disc 1  
58





**B** Listen, circle, and write.

disc 1  
59

1.

1.    

2.

2.    





3.

3.    

4.

4.    

5.

5.    


6.

6.    





**C** Listen. Do you hear the same sound? Draw 😊 or ☹️. disc 1  
60



**D** Match and say.

1. G •



• h

2. J •



• k

3. H •



• l

4. I •



• g

5. L •



• j

6. K •



• i






E Play the game.

The board game features a central spinner divided into six colored sections, each with a letter pair: Gg (blue), Hh (green), Ii (red), Jj (purple), Kk (yellow), and Ll (orange). A yellow arrow points to the 'Ll' section. A paperclip is attached to the spinner. The game path consists of blue slides that connect various boxes containing illustrations: a house, a plane, a king, a gift, an apple, a kangaroo, a jar, a lamp, a bottle, a lion, an igloo, a gorilla, a key, a girl, a hat, a leaf, a fly, a hot dog, a lemon, and an umbrella. Ladders are placed at various points along the path.



A Listen and repeat. disc 2  
**02**



merry monkey

B Listen, point, and repeat. disc 2  
**03**





**C** Trace, write, and say.

M



m



**D** Listen and write. Then match.

disc 2  
04


1     4 

2  5 

3     6 

**E** Listen and chant.


disc 2  
05

I like the .





A Listen and repeat. disc 2  
06



noisy nut

B Listen, point, and repeat. disc 2  
07

1.



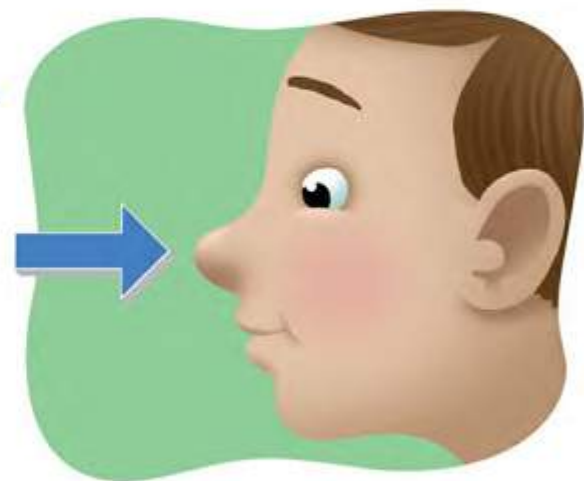
2.



3.



4.





**C** Trace, write, and say.

N

n

**D** Match and write.

1. 2. 3. 4.

**E** Listen and chant.

That is a .







A Listen and repeat. disc 2  
09




orange octopus

B Listen, point, and repeat. disc 2  
10

1.



2.



3.

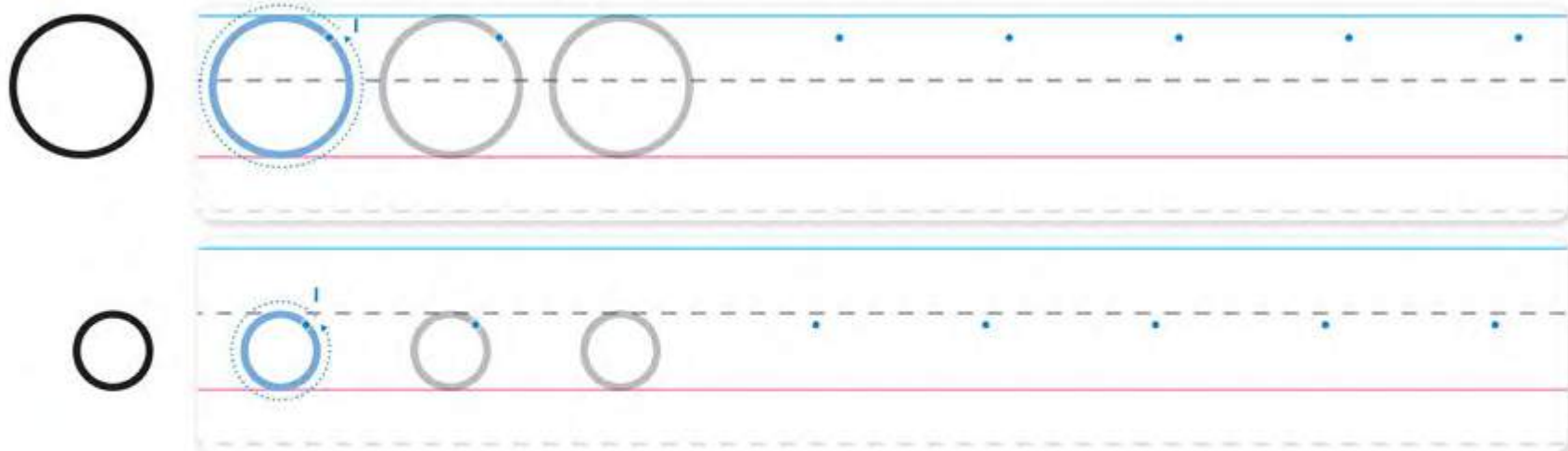


4.





**C** Trace, write, and say.



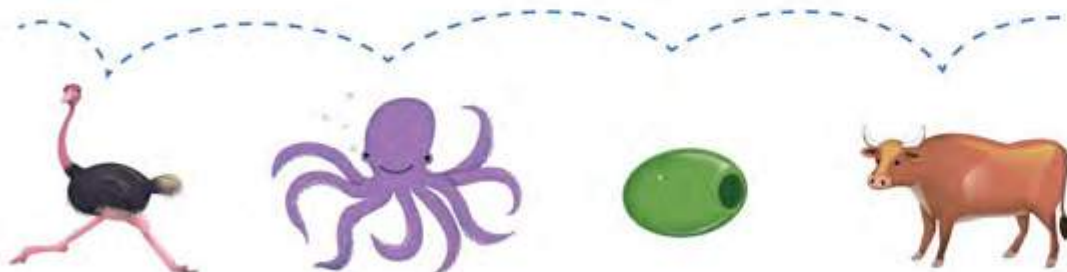
**D** Which ones begin with the **o** sound? Trace and color.



**E** Listen and chant.



I see the





**A** Which ones begin with the same sound? Circle.

1.



2.



3.



**B** Listen and circle.

disc 2  
12

1.



M O N  
o n m

2.



M N O  
n o m

3.




O M N  
m n o

**C** Write.


1.




2.



3.



4.





D Look and listen. Read along.

disc 2  
13



Sight words: no yes your





A Listen and repeat. disc 2 14



pink peach

B Listen, point, and repeat. disc 2 15

1.




2.



3.



4.






C Trace, write, and say.




D Which one begins with the p sound? Listen and circle.

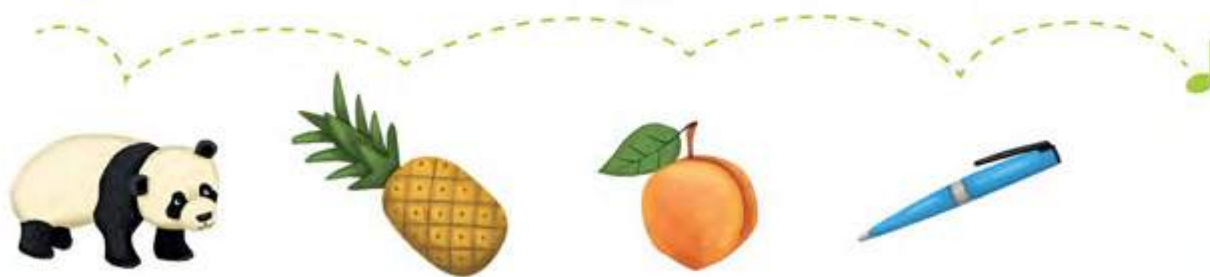
disc 2  
16



E Listen and chant.

disc 2  
17

Is that your  ?







A Listen and repeat. disc 2  
18



quiet queen

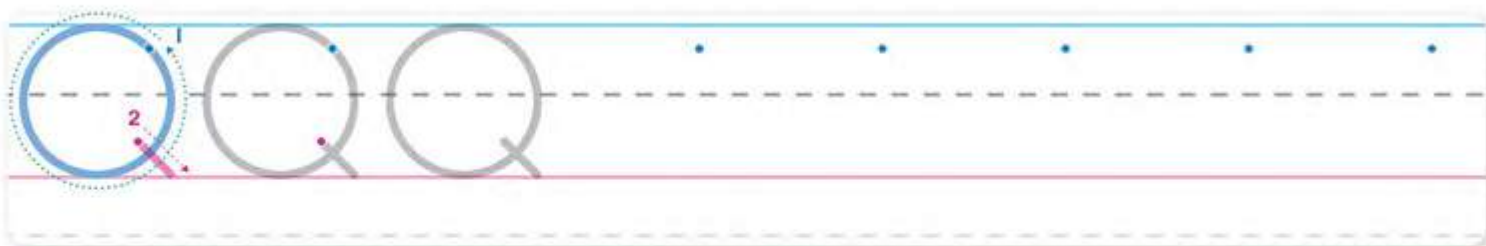
B Listen, point, and repeat. disc 2  
19






**C** Trace, write, and say.

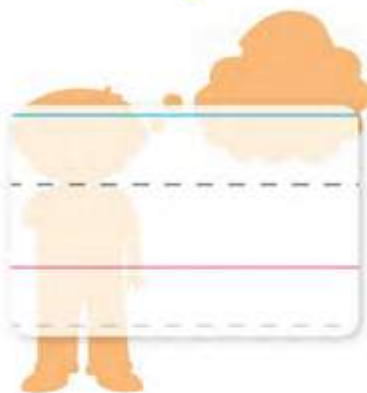

Q



q




**D** Match and write.



**E** Listen and chant.



Is this a  ?







A Listen and repeat. disc 2  
**21**




racing rabbit

B Listen, point, and repeat. disc 2  
**22**

1.



2.



3.



4.





C Trace, write, and say.




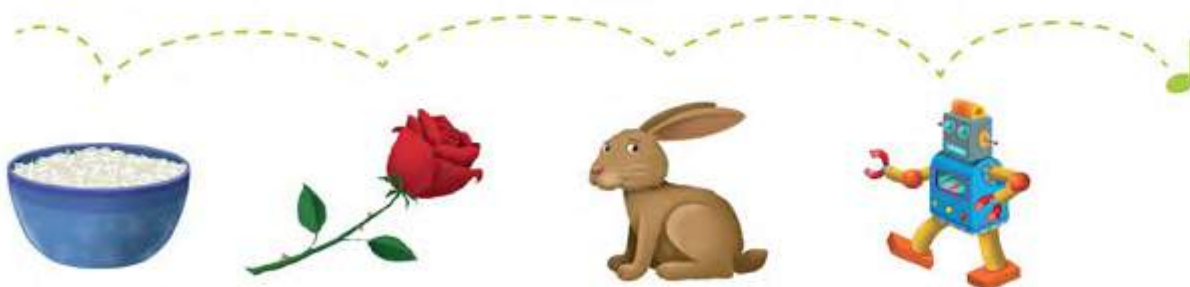
D Connect. Then write Rr.



E Listen and chant.



That is your .





**A** Which ones begin with the same sound? Circle.

1.



2.



3.



**B** Listen and circle. disc 2  
**24**

1.



P Q R  
p r q

2.



Q P R  
p q r

3.



R P Q  
q r p

**C** Listen and write. disc 2  
**25**

1.

Blank handwriting lines for writing the first word.

2.

Blank handwriting lines for writing the second word.

3.

Blank handwriting lines for writing the third word.

4.

Blank handwriting lines for writing the fourth word.



D Look and listen. Read along. disc 2  
26



Sight words: am small big





# Review 3

Mm Nn Oo Pp Qq Rr



A Look and listen. Sing along.

disc 27



Song





**B** Listen, circle, and write.

disc 2  
28

1.



Blank writing area with a dashed midline and a solid bottom line.

2.



Blank writing area with a dashed midline and a solid bottom line.

3.



Blank writing area with a dashed midline and a solid bottom line.

4.



Blank writing area with a dashed midline and a solid bottom line.

5.



Blank writing area with a dashed midline and a solid bottom line.

6.







Blank writing area with a dashed midline and a solid bottom line.





# Mm Nn Oo Pp Qq Rr

**C** Listen. Do you hear the same sound? Draw 😊 or ☹️. disc 29



**D** Match and say.

1. P •



• r

2. M •



• q

3. Q •



• n

4. O •



• o

5. R •



• m

6. N •



• p







A Listen and repeat. disc 2  
30



super seal

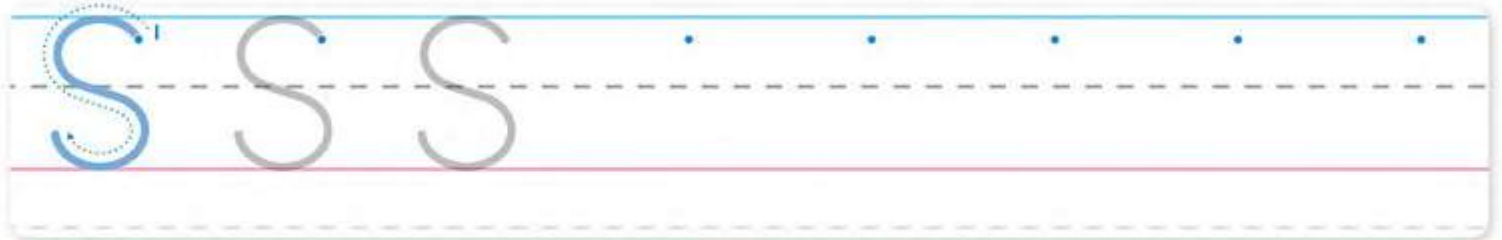
B Listen, point, and repeat. disc 2  
31





C Trace, write, and say.


S





s





D Write Ss. Then match.


1. 


2. 


3. 

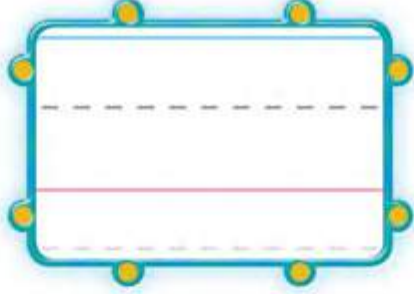
4. 

5. 

6. 


7. 

8. 



E Listen and chant.



I see the 








A Listen and repeat. disc 2  
**33**



tall turtle

B Listen, point, and repeat. disc 2  
**34**

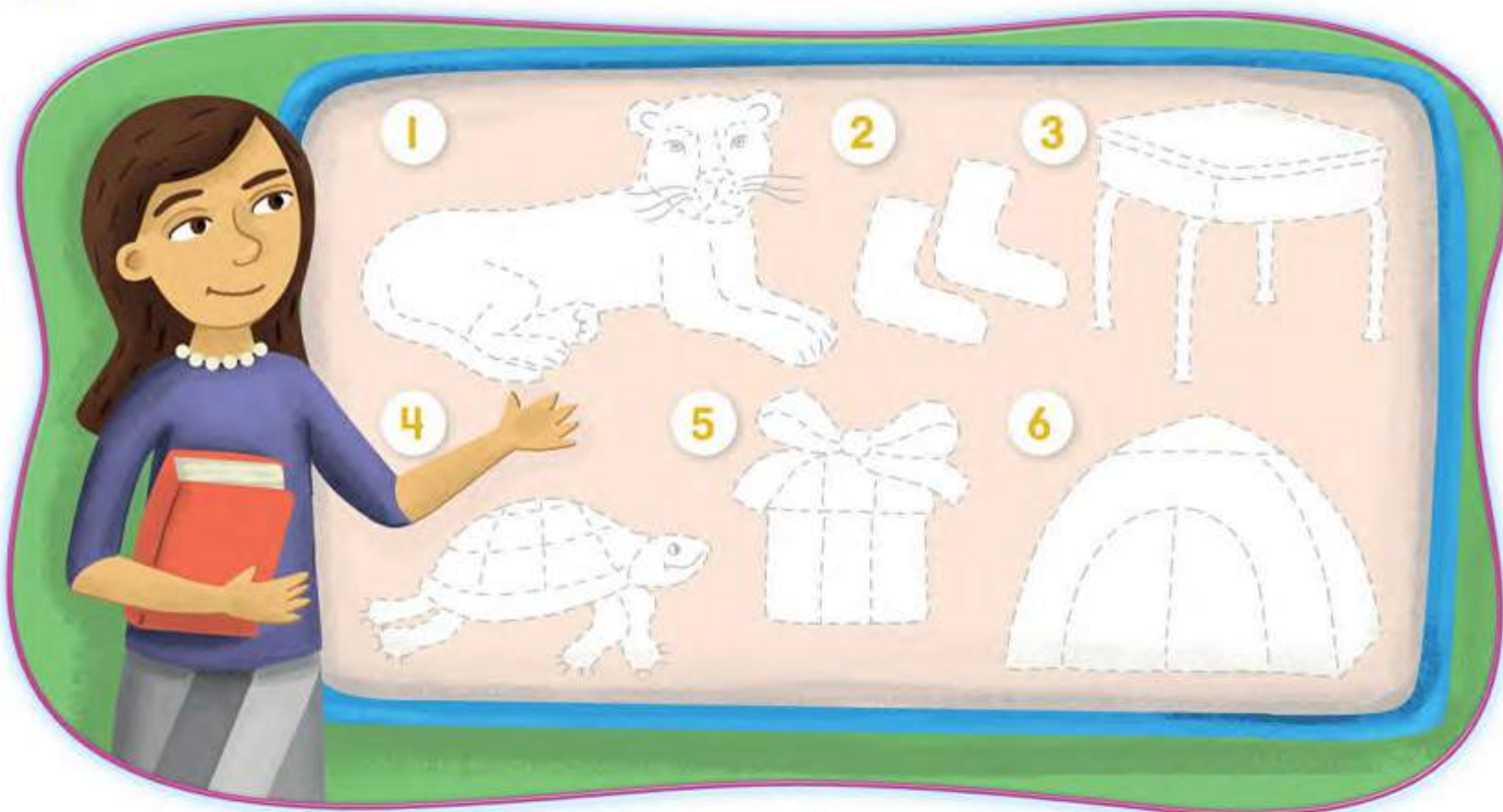




**C** Trace, write, and say.




**D** Which ones begin with the **t** sound? Trace and color.



**E** Listen and chant.



That is my .



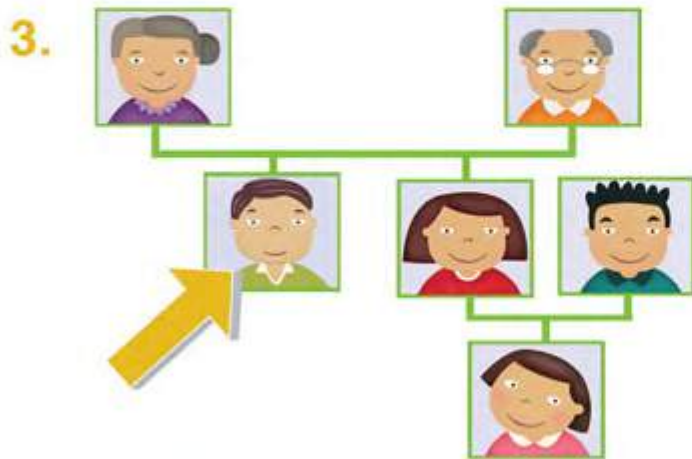


A Listen and repeat. disc 2  
36



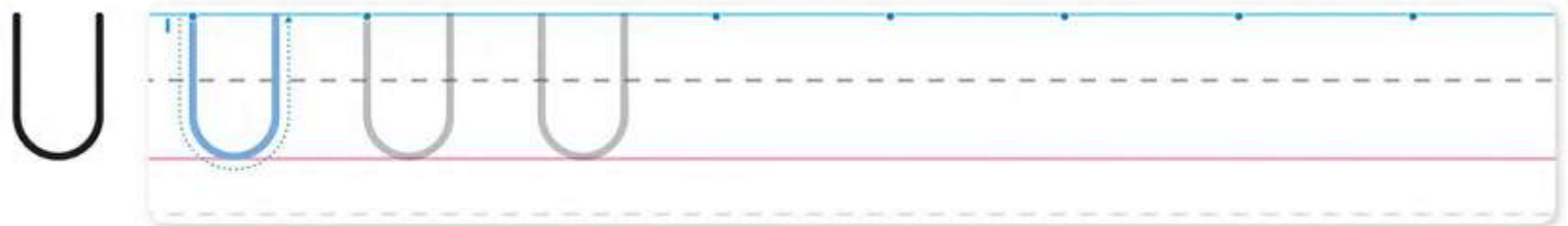
unhappy umbrella


B Listen, point, and repeat. disc 2  
37





**C** Trace, write, and say.


U 

u 

**D** Listen and write. Then match. disc 2  
38

1 				4 
2 				5 
3 				6 

**E** Listen and chant. disc 2  
39 

This is an  .









A Listen and repeat. disc 2  
40



violet van

B Listen, point, and repeat. disc 2  
41

1.



2.



3.



4.





**C** Trace, write, and say.

V



v



**D** Which one begins with the **v** sound? Listen and circle.

disc 2  
42

1.



2.




3.



4.



Is this your  ?

**E** Listen and chant.

disc 2  
43





**A** Which ones begin with the same sound? Circle.

1.   

2.   

3.   

4.   

**B** Listen and circle. disc 2  
44


1.  S V U  
u s v


2.  S T V  
t s v


3.  T S U  
u s t


4.  U T V  
v t u

**C** Write.

1. 

2. 

3. 

4. 



**D** Look and listen. Read along. disc 2  
45



**Sight words:** hi he do you don't






A Listen and repeat. disc 2  
46



B Listen, point, and repeat. disc 2  
47





**C** Trace, write, and say.

W


W

**D** Listen. Then write Ww or cross it out.

disc 2  
48

**E** Listen and chant.

disc 2  
49

Do you see a  ?



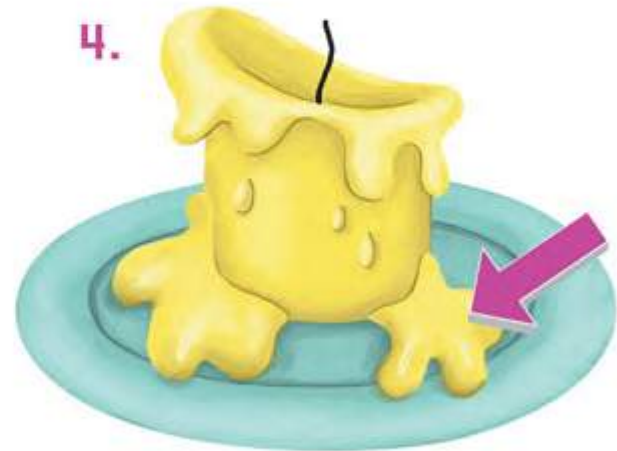


A Listen and repeat.



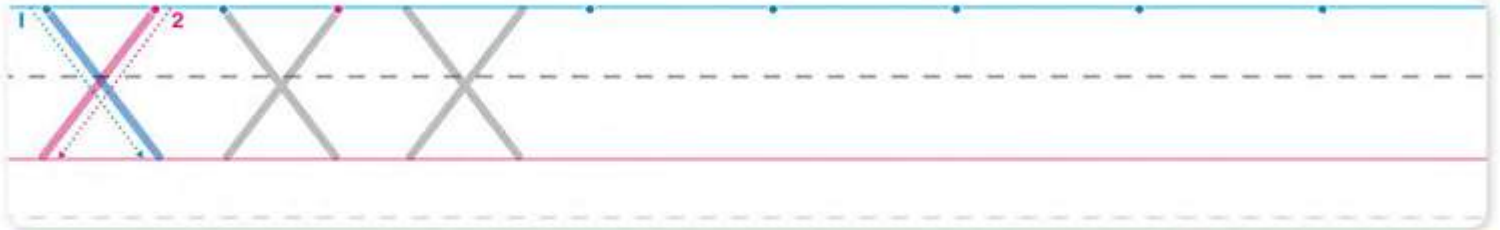
fox in a box

B Listen, point, and repeat.





**C** Trace, write, and say.



**D** Match. Then write Xx.

1.



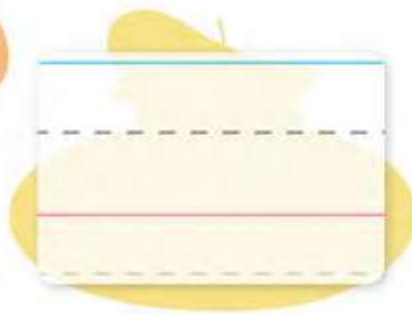
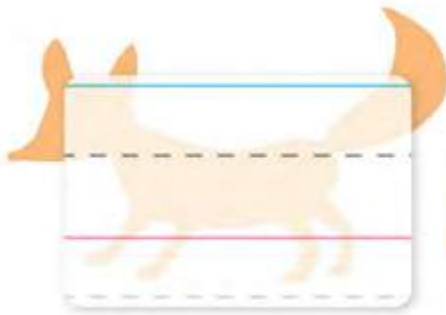
2.



3.




4.



**E** Listen and chant.

disc 2  
52



Do you see the  ?





A Listen and repeat.



yellow yo-yo

B Listen, point, and repeat.

1.



2.



3.



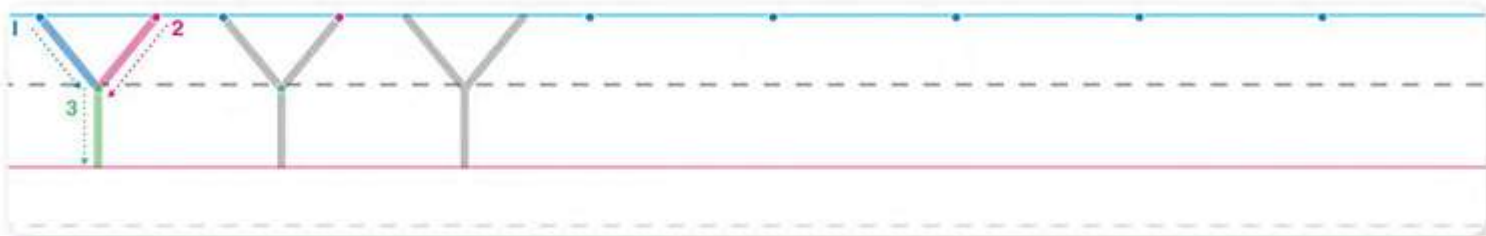
4.





**C** Trace, write, and say.

Y



y



**D** Listen and write. Then match.

disc 2  
55

1



4

2

5


3



6

**E** Listen and chant.

disc 2  
56

I don't have a 







**A** Listen and repeat. disc 2  
**57**



zigzag zipper

**B** Listen, point, and repeat. disc 2  
**58**






**C** Trace, write, and say.



**D** Connect. Then write Zz.



**E** Listen and chant. disc 2 59

Do you want a  ?





**A** Which ones have the same sound? Circle.


1.   


2.   


3.   


4.   

**B** Listen and circle. disc 2 60

1.    
 Z W X   
 w z x

2.    
 Z Y X   
 x z y

3.    
 Y W Z   
 y z w

4.    
 W X Y   
 y w x

**C** Listen and write. disc 2 61

1.   
-----

2.   
-----

3.   
-----

4.   
-----



**D** Look and listen. Read along. disc 2  
62



Sight words: has what



# Review 4

Ss Tt Uu Vv Ww Xx Yy Zz



A Look and listen. Sing along.

disc 2  
63



Song





**B** Listen, circle, and write.


disc 2  
64

1.



Blank writing area with a dashed midline and a solid bottom line.

2.



Blank writing area with a dashed midline and a solid bottom line.

3.



Blank writing area with a dashed midline and a solid bottom line.

4.



Blank writing area with a dashed midline and a solid bottom line.

5.




Blank writing area with a dashed midline and a solid bottom line.

6.



Blank writing area with a dashed midline and a solid bottom line.

7.



Blank writing area with a dashed midline and a solid bottom line.

8.



Blank writing area with a dashed midline and a solid bottom line.





**C** Listen. Do you hear the same sound? Draw 😊 or ☹️. disc 2  
65

1. 	2. 	3. 	4. 
5. 	6. 	7. 	8. 


**D** Match and say.

1. U					S
2. S					W
3. V					t
4. X					U
5. Y					Y
6. T					Z
7. Z					X
8. W					V



E Play the game.

The board game layout includes a central wheel with the following letters: Ss, Tt, Uu, Vv, Ww, Xx, Yy, Zz. The board is divided into various sections with illustrations: Start, spider web, soap, box, elephant, seal, zebra, up arrow, zebra, boat, wolf, teacher, family tree, jar, car, violin, turtle, umbrella, hiker, cheese, zipper, bull, watch, doctor, tiger, vest, water, End, number 6, sun, bear, tent, and socks.





# The Alphabet Song

disc 1  
02



Let's sing the alphabet, A B C.  
Can you sing the alphabet from A to Z?



Aa



Bb



Cc



Dd



Ee



Ff



Gg



Hh



Ii



Jj



Kk



Ll



Mm



Nn



Oo



Pp



Qq



Rr



Ss



Tt



Uu



Vv



Ww



Xx



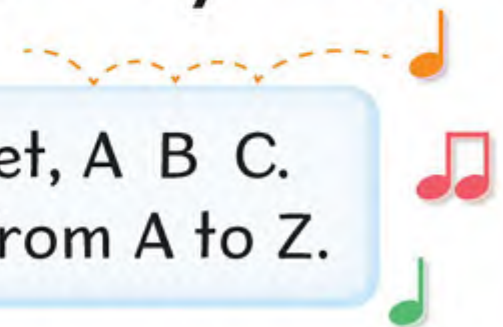
Yy



Zz



Now we know the alphabet, A B C.  
We can sing the alphabet from A to Z.





# Student Cards





1  
Aa

2  
Aa

3  
Aa

4  
Aa

5  
Bb

6  
Bb

7  
Bb

8  
Bb

9  
Cc

10  
Cc

11  
Cc

12  
Cc

13  
Dd

14  
Dd

15  
Dd

16  
Dd









17

Ee

18

Ee

19

Ee

20

Ee

21

Ff

22

Ff

23

Ff

24

Ff

25

Gg

26

Gg

27

Gg

28

Gg

29

Hh

30

Hh

31



Hh

32

Hh









33

Ti

34

Ti

35

Ti

36

Ti

37

Ji

38

Ji

39

Ji

40

Ji

41

Kk

42

Kk

43

Kk

44

Kk

45

Li

46

Li

47

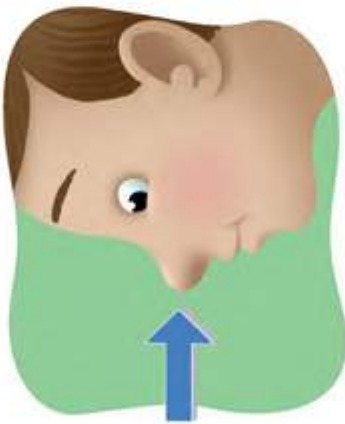
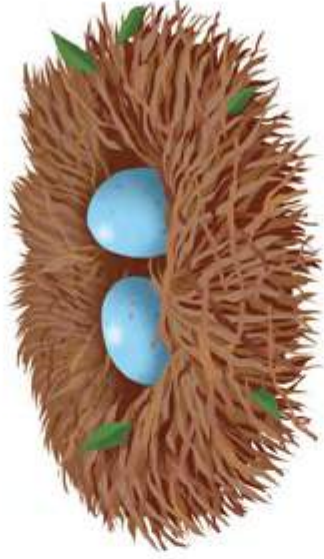
Li

48

Li









49

Mm

50

Mm

51

Mm

52

Mm

53

Nn

54

Nn

55

Nn

56

Nn

57

Oo

58

Oo

59

Oo

60

Oo

61

Pp

62

Pp

63

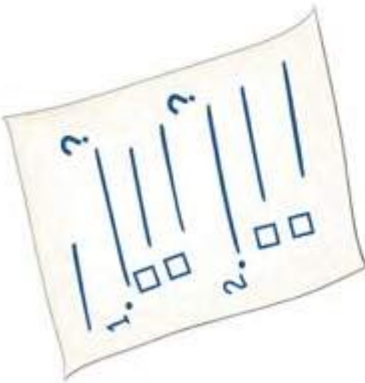
Pp

64

Pp









65

Qq

66

Qq

67

Qq

68

Qq

69

Rr

70

Rr

71

Rr

72

Rr

73

Ss

74

Ss

75

Ss

76

Ss

77

Tt

78

Tt

79

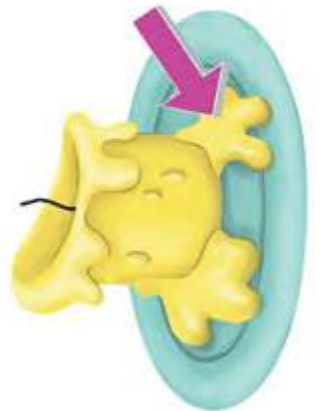
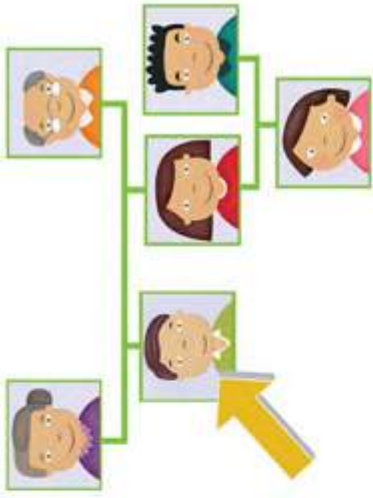

Tt

80

Tt









Uu

81

Uu

82

Uu

83

Uu

84

Vv

85

Vv

86

Vv

87

Vv

88

Ww

89

Ww

90

Ww

91

Ww

92

Xx

93

Xx

94

Xx

95

Xx

96









97

Yy

98

Yy

99

Yy

100

Yy

101

Zz

102

Zz

103

Zz

104

Zz

These cards belong to:

\_\_\_\_\_







**Congratulations!**



This certifies that

\_\_\_\_\_

has successfully completed

# Oxford Phonics World 1

**The Alphabet**



on \_\_\_\_\_

Signature \_\_\_\_\_

Date \_\_\_\_\_









**OXFORD**  
UNIVERSITY PRESS

198 Madison Avenue  
New York, NY 10016 USA

Great Clarendon Street, Oxford, OX2 6DP, United Kingdom

Oxford University Press is a department of the University of Oxford.  
It furthers the University's objective of excellence in research, scholarship,  
and education by publishing worldwide. Oxford is a registered trade  
mark of Oxford University Press in the UK and in certain other countries

© Oxford University Press 2015

The moral rights of the author have been asserted

eBook Edition

ISBN: 978 0 19 471249 1 Interactive ebook

ISBN: 978 0 19 471257 6 Interactive ebook - app version

First published in 2015

#### **No copying or file sharing**

This digital publication is protected by international copyright laws.  
No part of this digital publication may be reproduced, modified, adapted,  
stored in a retrieval system, or transmitted, in any form or by any means,  
to any other person or company without the prior permission in writing  
of Oxford University Press, or as expressly permitted by law. Enquiries  
concerning reproduction outside the scope of the above should be sent to  
the ELT Rights Department, Oxford University Press, at the address above  
You must not modify, adapt, copy, store, transfer or circulate the contents  
of this publication under any other branding or as part of any other product.  
You may not print out material for any commercial purpose or resale  
Any websites referred to in this publication are in the public domain and  
their addresses are provided by Oxford University Press for information only.  
Oxford University Press disclaims all and any responsibility for the content  
of such websites

#### ACKNOWLEDGEMENTS

*Cover Design:* Molly K. Scanlon

*The authors and publisher are grateful to those who have given permission to reproduce  
the following extracts and adaptations of copyright material:*

*Illustrations by:* Scott Angle: 31, 40; Constanza Basaluzzo: 6 (bot), 7, 12 (bot),  
20, 28, 29 (bot), 44 (bot), 54 (bot), 68 (bot), 80 (bot), 81, 83; Robin Boyer: 43, 73;  
Javier Burgos: 19, 60; Nancy Carlson: 11, 16 (bot), 32 (bot), 33, 48 (bot), 49, 64  
(bot), 70 (bot), 78 (bot), 84; Mattia Cerato: 22 (top), 42 (top), 62 (top), 86 (top);  
Marcus Cutler: 23, 51; Lalena Fisher: 5 (top), 15 (top), 35 (top), 75 (top); Nathan  
Jarvis: 4 (bot), 14 (bot), 26 (bot), 36 (bot), 46 (bot), 56 (bot), 57, 74 (bot); Bill  
Ledger: 4 (top), 5 (bot), 6 (top), 7 (bot), 8 (top), 9 (bot), 12 (top), 13 (bot), 14 (top),  
15 (bot), 16 (top), 17 (bot), 24 (top), 25 (bot), 26 (top), 27 (bot), 28 (top), 29 (bot),  
32 (top), 33 (bot), 34 (top), 35 (bot), 36 (top), 37 (bot), 44 (top), 45 (bot), 46 (top),  
47 (bot), 48 (top), 49 (bot), 52 (top), 53 (bot), 54 (top), 55 (bot), 56 (top), 57 (bot),  
64 (top), 65 (bot), 66 (top), 67 (bot), 68 (top), 69 (bot), 70 (top), 71 (bot), 74 (top),  
75 (bot), 76 (top), 77 (bot), 78 (top), 79 (bot), 80 (top), 81 (bot); Julissa Mora: 8  
(bot), 24 (bot), 34 (bot), 39, 52 (bot), 63, 66 (bot), 67, 76 (bot); Kristin Varner: 59,  
87.

*We would also like to thank the following for permission to reproduce the following  
photographs:* 10 (bird) FotoVeto/Shutterstock.com, (car) Stephen Mcsweeney  
/Shutterstock.com, (apple) Africa Studio/Shutterstock.com; 18 (farm)  
Christopherarndt/istock.com, (mallard) Maslov Dmitry/Shutterstock.com,  
(elephant) OUP; 30 (girl) Blend Images/Shutterstock.com, (ink) Sadi Ugur  
OKÇu/istock, (horse) Ziga Camerik/Shutterstock.com; 38 (key) J. Freeman/  
Shutterstock.com, (jet) Lars Christensen/Shutterstock.com, (lion) OUP;  
50 (nest) Steve Byland/Shutterstock.com, (monkey) Kjersti Joergensen/  
Shutterstock.com, (octopus) Visuals Unlimited/Corbis; 58 (panda) Hung  
Chung Chih/Shutterstock.com, (rose) Frank Jr/Shutterstock.com, (quilt) D.  
Hurst/Alamy.com; 72 (violin) Tolimir/istock.com, (seal) Richard A. McGuirk/  
Shutterstock.com, (umbrella) BlueOrange Studio/Shutterstock.com, (tiger)  
Jim Kruger/istock.com; 82 (fox) Sandy Hedgepeth/Shutterstock.com, (zebra)  
Peter Betts/Shutterstock.com, (web) H Lansdown/Alamy, (yacht) Konstantin  
Goldenberg/Shutterstock.com.

*Music by:* Laurie Thain and Gordon Maxwell



# Oxford Phonics World

Let us guide you through  
the world of phonics...



**Oxford Phonics World** is the first step on your students' journey into English, leading you through **all 44 sounds**.

- **Over 150 Phonics Friends** — an angry apple, a big bear, and others — help children remember English sounds.
- **Action songs, chants, and games** encourage children to discover connections between English sounds and letters.
- **Active class activities** develop children's listening, speaking, reading, writing, and spelling skills and provide opportunities to apply them.
- **Multi-ROMs** include fun animations and interactive games, stories, and songs for practice at home.

**5 levels of phonics for use before or alongside your English course**

- **Student Book** with **Student Cards** and **Multi-ROMs**
- **Workbook**
- **Teacher's Book**
- **Phonics Cards**
- **Phonics Readers**
- **Oxford iTools**  
Digital Classroom Resources



Authors Kaj Schwermer, Julia Chang, and Craig Wright, and musician Laurie Thain are experienced teachers and teacher trainers who specialize in phonics instruction.

**OXFORD**  
UNIVERSITY PRESS

[www.oup.com/elt/oxfordphonicsworld](http://www.oup.com/elt/oxfordphonicsworld)

ISBN 978-0-19-459617-6



9 780194 596176