

Jolly Phonics Workbook 5

z w ng v oo oo

Sue Lloyd and Sara Wernham Illustrated by Lib Stephen



Jolly Phonics Workbook 5

*The Jolly Phonics Workbooks teach progressively, with more to learn in each Workbook.
Progress can be assessed on the skills checklist below.*

Reading

**Recognizes the fifth group of sounds -
z, w, ng, v, oo, oo.**

pages 2-11

☐

Can blend regular words with digraphs.

For example: rain, ping, pie, moon.

☐

Can recognize capital letters and say the alphabet.

page 12

☐

**Can understand the effect of the 'magic c' at the
end of a word, and recognize the vowel variations.**

pages 15, 20, 22

For example the vowel variations: *a-e* (came), *ay* (play), *i-e* (ride),
igh (high) and *y* (my).

☐

Writing

Can write the fifth group of sounds - z, w, ng, v, oo, oo.

pages 3-11

Can also write regular words using the new sounds, such as zoo, wind,
van, sing, wait, book, hoop, room.

☐

Can put words in alphabetical order.

page 12


☐




Write your name.

Z z


Bees are very busy creatures. They go from flower to flower collecting pollen and buzzing busily - ZZZZZZZZZZ.



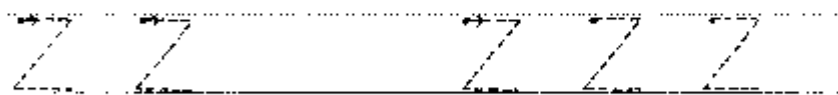

Action: Put arms out at sides and pretend to be a bee saying ZZZZZZZZZZ.



buzzing bee



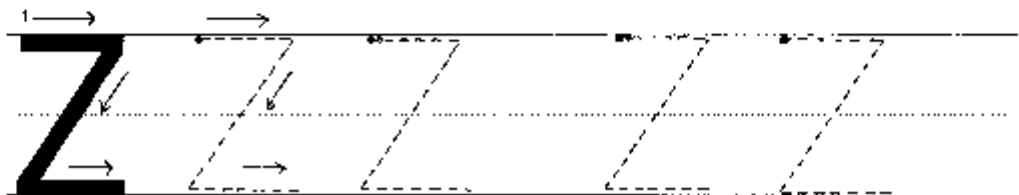

buzzing bee



Capital




ebra



One day the wind and the sun had a competition. "I will blow that man's coat off", said the wind, *wh, wh, wh*. The man held on to his coat. The sun shone, brighter and hotter, until the man took off his coat.

Ww






Action: Blow on to open hand, as if you are the wind, and say *wh, wh, wh*.

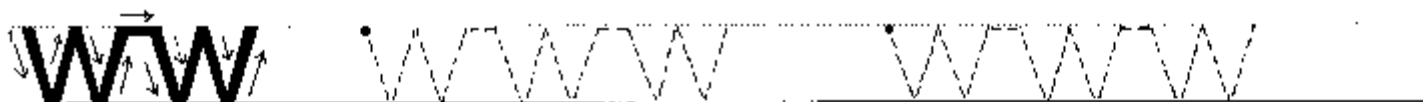


west wind

west wind



The letter w joins by taking the pen across to the next letter (not down to the line).

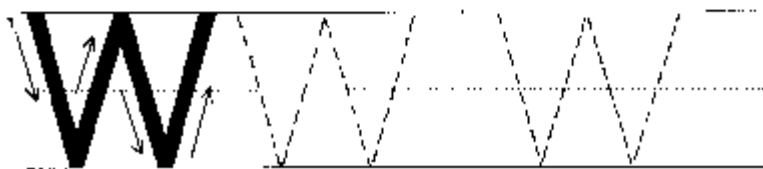



Capital




ind

indow

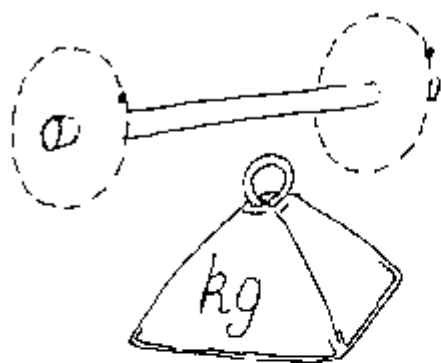


ng

Inky pretends she is a weightlifter.
She lifts the broom up saying ng ...

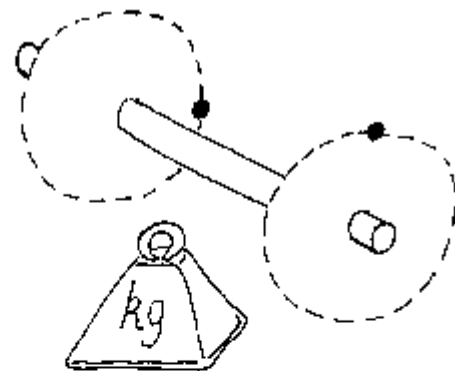


Action: Imagine you are a weightlifter and pretend to lift a heavy weight above your head saying ng ...



strong

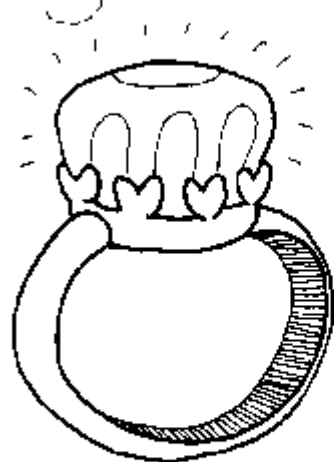
strong



ng ng ng ng ng

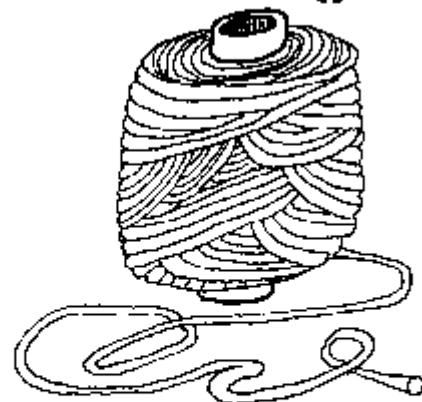
ng ng ng ng ng

ng ng ng ng



ri


ka aroo



stri

Uncle Vic drives a van. He drives
from place to place - vvvvvvvv.


V v



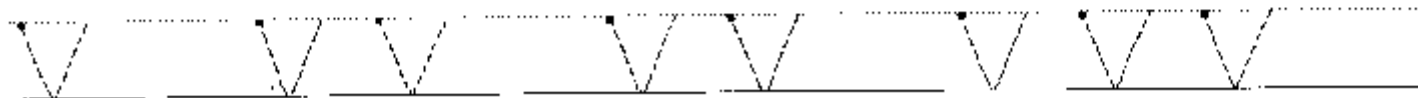
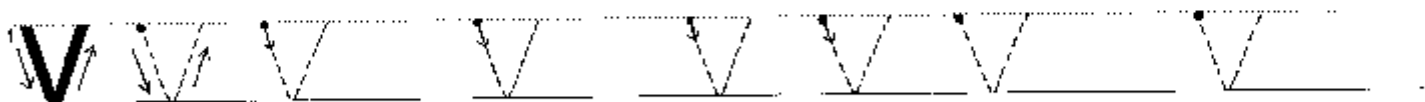
Action: Pretend to be holding the steering wheel of a van
and say vvvvvvvv.



Vic's van



Vic's van



The letter v joins from the top, like a w.



Capital

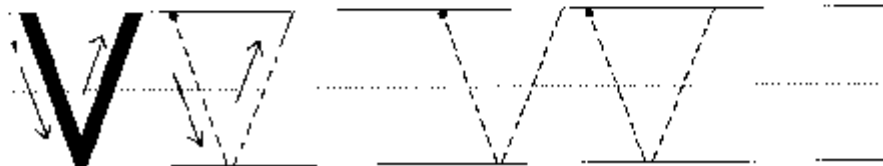


Violin

an



ca e




To show the different sounds, the oo (as in foot) and oo (as in moon) are shown by thin and fat letters.

Short oo

oo

Long oo


oo oo



Bee, Snake and Inky have found a cuckoo clock. The cuckoo pops in and out saying oo, oo, oo, oo.



Action: Move head back and forth as if it is the cuckoo, saying u oo, u oo.

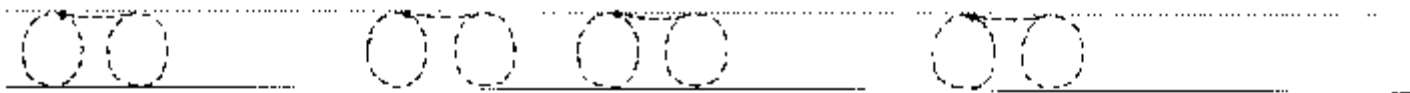




cuckoo clock



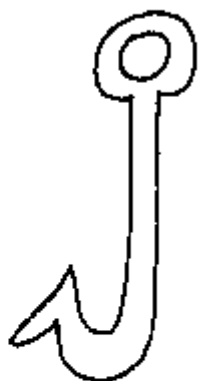
cuckoo clock

In writing an ordinary oo is used.

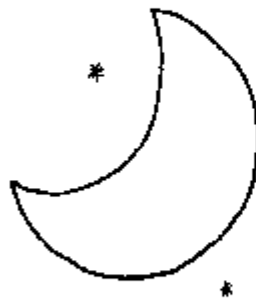


b _ k

h _ k



m _ n



sp _ n



When reading, try the oo sound first. If this does not make a word try using the oo sound.

Alphabet

Put the little letters next to the capitals.

A B C D E F

G H I J K L

M N O P Q R

S T U V W X

Write *your* initials here:

Y Z

Put these groups into alphabetical order.

sun	fun	run	bun
bun	_____	_____	_____
pig	hen	dog	cat
_____	_____	_____	_____
Bee	Snake	Ant	Inky
_____	_____	_____	_____


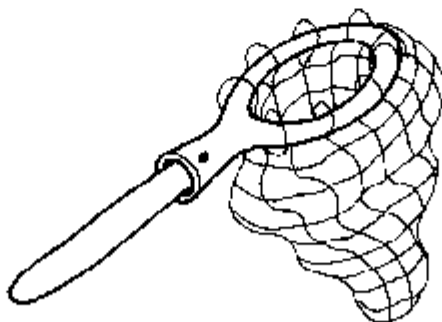

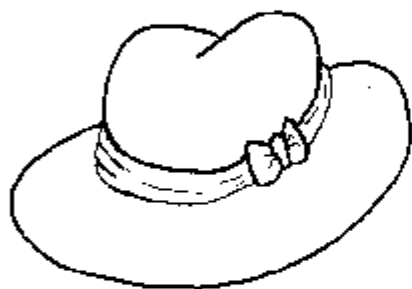
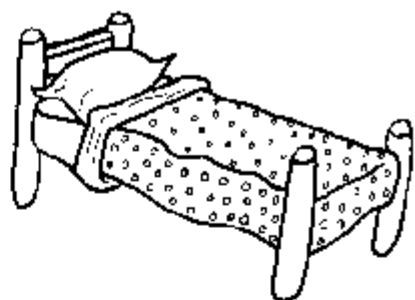

The alphabet has been divided into four groups. Learning the groups will help in telling which quarter of the dictionary to find any letter in.

Complete the groups.

1. A _ _ D _ .
2. F _ H _ _ K _ M.
3. _ O _ _ R _ .
4. T _ V _ X _ _ .

Choose a letter - Which quarter is it in?
Can you open the dictionary at that letter?

Write each word.



Magic



The Magic e changes the previous vowel from its sound to its name.



Read the words in the magician's top hats.
Draw a picture for each one.

bike

cake

bone

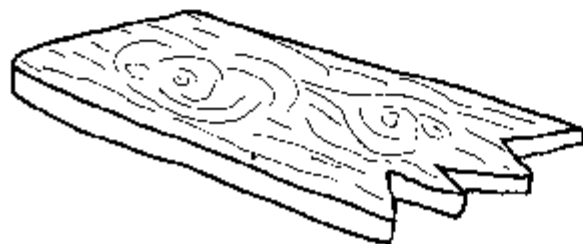
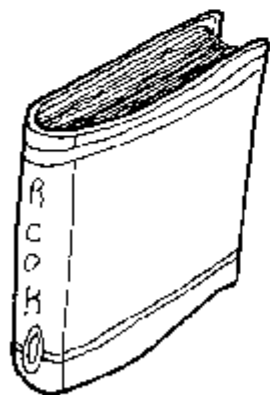
snake

kite

rose

Join each word to its picture.

oo



hook

spoon

broom

foot

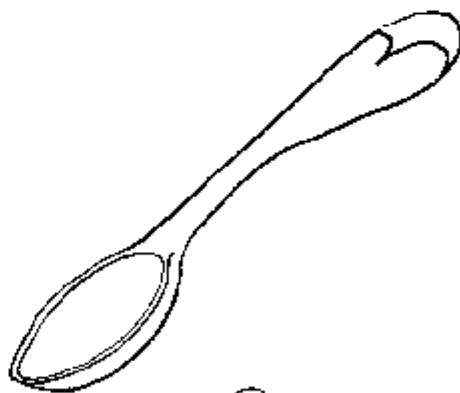
moon

boot

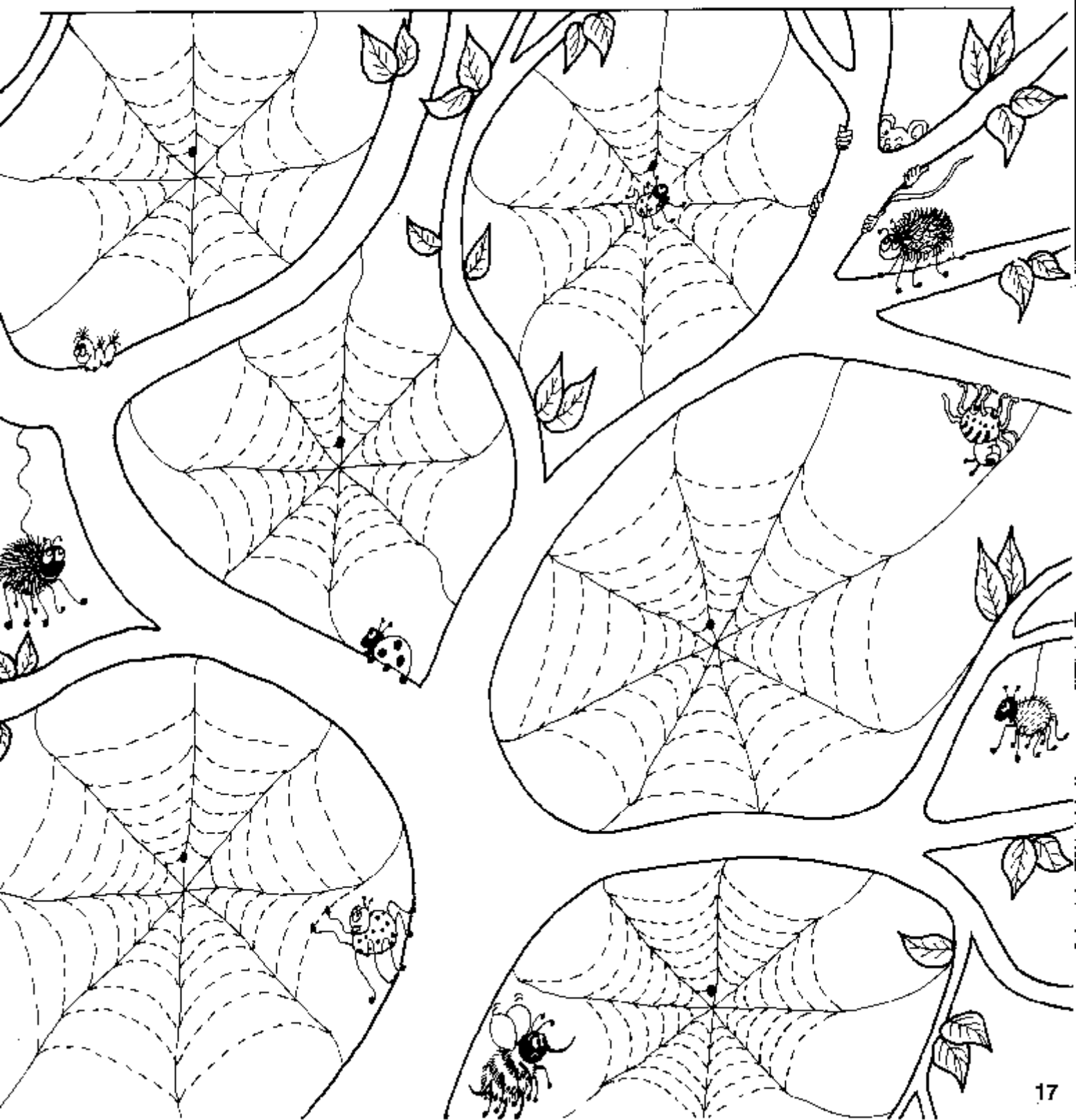
wood

book

oo




Help the spiders spin their webs.

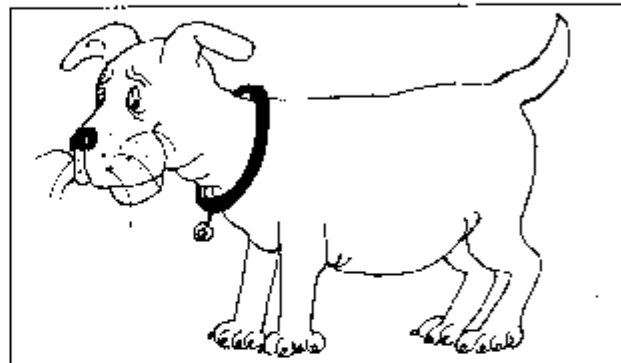


Join each sentence to its picture.


A duck on a pond.




A cat and 3 kittens.



A rabbit and a carrot.




A big fat dog.




Mnemonics is another way of learning to spell tricky words.

laugh



laugh at ugly goat's hair

people



people eat omelettes people like eggs

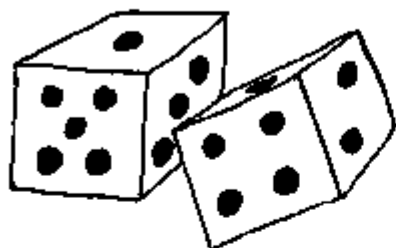
Say each picture, and choose the correct way to write it.

ie

i_e

y


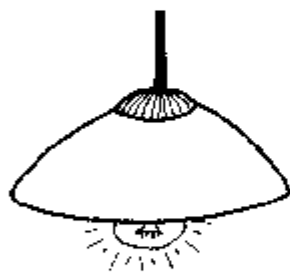
igh



5

___ c ___

k ___



c ___

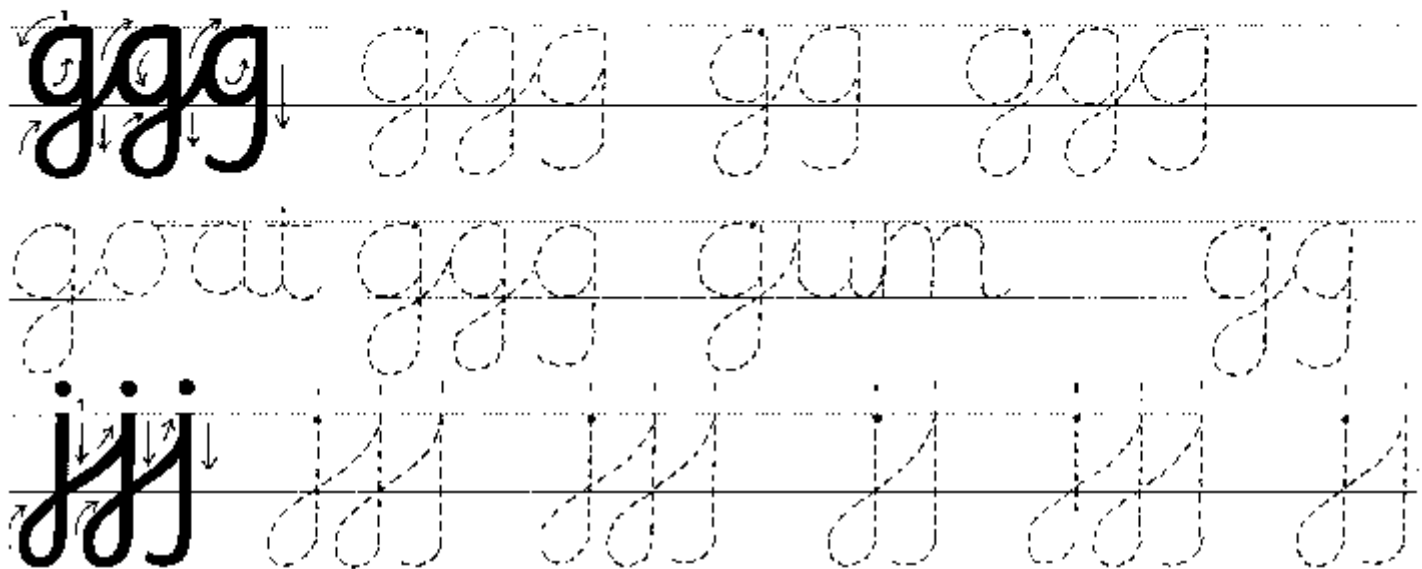


___ k ___

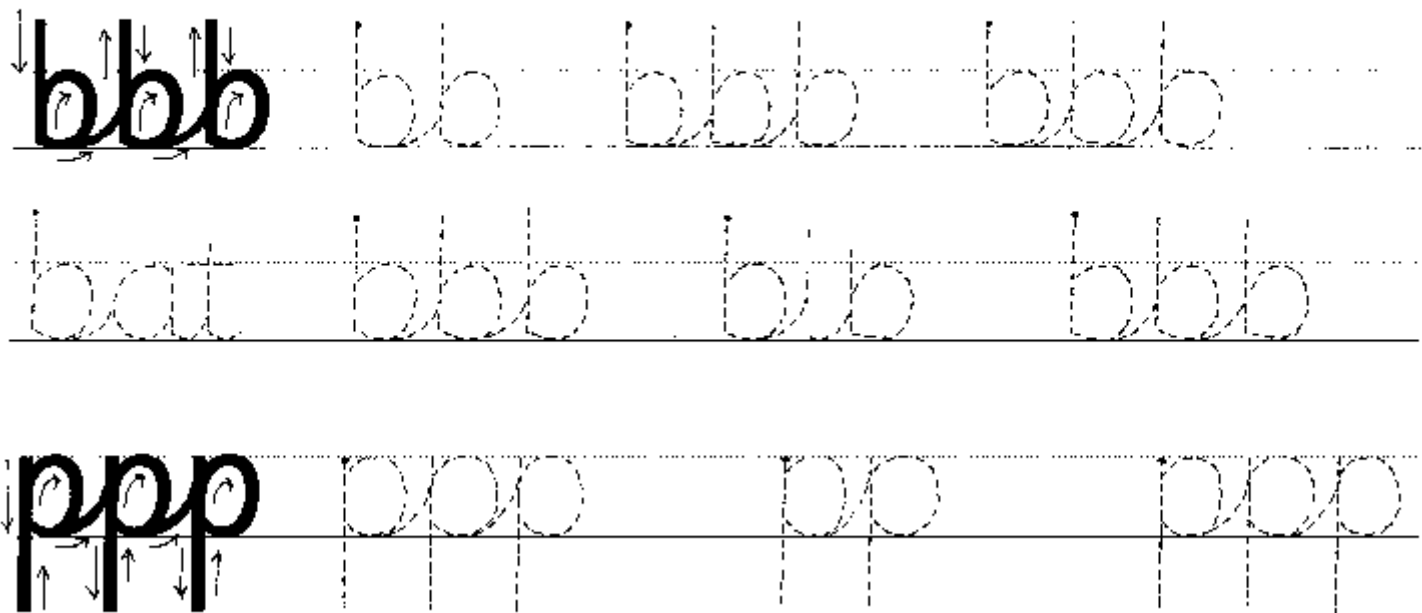
Joining

Continue the pencil to where the next letter begins and write the letter in the ordinary way.

Joining letters with a curly tail.



Joining going forward.

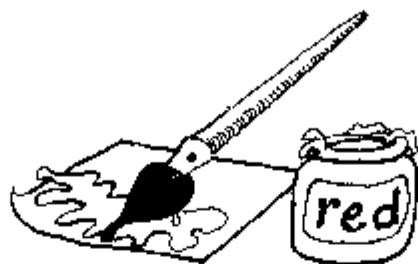


Say each picture, and choose the correct way to write it.


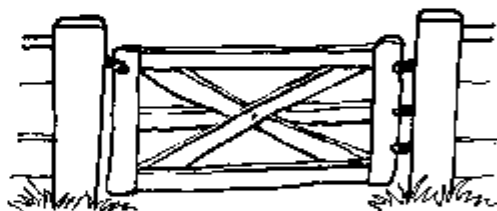

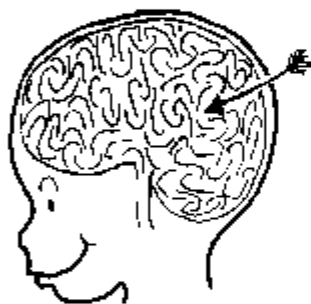

ai



a_e



ay



Numbers need to be formed correctly too.

(Workbook 5 - Number 5)

1

2

3

4

5

Count the butterflies.



Find the five butterflies.




five

five

five

five

Activity




oo oo clock

Make your own oo oo clock.

Draw your clock on a piece of card.


Write oo and oo.

Make a cuckoo but make sure he has a long piece of card.



Cut where the dots are and put your cuckoo in.

Bees



Flying bee z z z z.

Cut a semi circle. Give it yellow and black stripes.


Fix the 2 sides together to form a cone.

Cut some wings from tissue paper.

Give your bee some eyes.

Weighing

See how strong you are.



Do some weighing.

Can you find something that weighs less than you, or more than you?

Pages 2-11. Sounds.

All the sounds in the Jolly Phonics Workbooks are introduced with a storyline that can be elaborated on. For a child who finds it difficult to learn the sounds, making more use of the actions will be helpful.

Pencil Hold.

Ensure the child has the 'tripod' grip between the thumb and first two fingers.



Pages 20, 22. Alternative digraphs in spelling.

The alternative spellings *ai*, *a-e* and *ay* (in rain, make, hay) are normally read as the same sound. However in writing the right one must be chosen for the spelling to be correct. This spelling has to be learned for each word.

Page 16. Alternative sounds in reading.

The spellings on this page can have the sound *oo* in wood, or *oo* in moon. A simple rule in reading is "If one way doesn't work, try the other".

Page 19. Tricky Words.

Mnemonics can be useful as an alternative to the Look, Cover, Write, Check method of spelling these irregular words. Another mnemonic is 'Big Elephants Are Ugly' for the tricky beginning of words like beauty and beautiful.

The Jolly Phonics Workbooks teach the skills for reading and writing

All the letter sounds of English are introduced (not just the alphabet), with an 'action' for each. Exercises show how to use the letter sounds to read and to spell, along with ways of learning the 'tricky' spellings. The correct way to form each letter is shown and in later Workbooks joined-up (cursive) writing is introduced.



Also available: *Jolly Phonics Videos 1 and 2* (for children), *The Phonics Handbook*, *Finger Phonics* books, *Jolly Phonics Letter Sound Poster* and more. A free Parent/Teachers' guide is available from either address below.

ISBN

1	s a t i p n	1 870946 51 0
2	c k e h r m d	1 870946 52 9
3	g o u l f b	1 870946 53 7
4	ai j oa ie ee or	1 870946 54 5
5	z w ng v oo oo	1 870946 55 3
6	y x ch sh th th	1 870946 56 1
7	qu ou oi ue er ar	1 870946 57 X

© Sue Lloyd, Sara Wernham, Christopher Jolly 1995 (text)

© Lib Stephen 1995 (illustrations)

Printed in Great Britain. All rights reserved

ISBN 1-870946-55-3



Jolly Learning Ltd

www.jollylearning.co.uk info@jollylearning.co.uk

Tailours House, High Road, Chigwell, Essex, IG7 6DL, UK. Tel: 020 8501 0405 Fax: 020 8500 1696
50 Winter Sport Lane, Williston, VT 05495, USA. Tel: 1-800-488-2665 Fax: (802) 864-7626



9 781870 946551